

# Feasibility of 30 dB Channel at 50 Gb/s

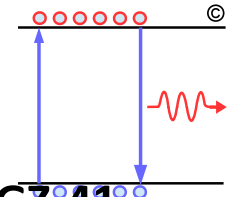
**Ali Ghiasi**

**Ghiasi Quantum LLC**

**NGOATH AdHoc Meeting**

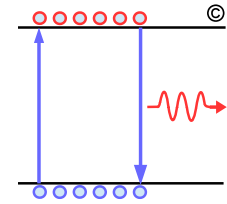
**March 2, 2016**

# Overview



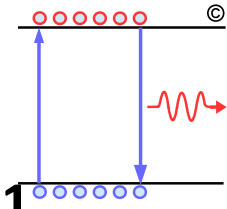
- ❑ IEEE COM package is ~0.6 dB more pessimistic than representative GZ-41 packages with similar length
- ❑ Baseline CDAUI-8 C2C COM parameters were tightening to provide 2+ dB of COM margin on following 30 dB channels
  - TE Whisper Std 1 m backplane
  - TE Whisper 1 m backplane with Embedded Cap PAM4
  - IBM 1 m backplane
  - IBM 30 dB backplane
- ❑ TE Whisper has 4 FEXT and 4 NEXT aggressors
  - Typical system will group the TX and RX pairs in effect reducing the NEXT aggressors
  - IBM backplane based on older connector is performing as good as TE Whisper because of the TX and RX lanes group therefore eliminating NEXT
- ❑ IBM channels were based on older system and connector, since then there are several new improved connector in the market
  - Molex Impel and Impel+
  - FCI ExaMax
- ❑ Typical 50G PAM4 receiver will use CTLE/Long FFE and possibly followed by 1-2 tap DFE is a significant deviation from current COM models
  - Current COM model indicates the need for large pre-cursors but real receiver with long FFE does not need the pre-cursor instead needs more post-cursors!

# Changes Made to Baseline CDAUI-8 C2C COM parameter for 50G KP4



Parameters	CDAUI-8 C2C COM Parameters	50G KP4 COM Parameters
Baudrate	26.5625 GBd	26.5625 GBd
Device Capacitance Cd [TX, RX]	[0.28, 0.28] pf	[0.2, 0.2] pf
BGA pad Cp [TX, RX]	[0.11, 0.11] pf	[0.11, 0.11] pf
CTLE Gain	15 dB	18 dB
G_DC_HP	4 dB	6 dB
TX SNR	31.1 dB	32 dB
DER	1E-5	1E-4
# of taps N_b	10	16, 20, 24
B_max(1)	0.5	0.75
B_max(2..N_b)	0.2	0.375
C(0)	0.6	0.6
C(1)	0.35	NA (did not help & to speed up)
C(-1)	-0.15	-0.24 (max value used for channels)
C(-2)	NA	+0.06 (max value used for channels)
Package Zc impedance	85 Ω	90 Ω
COM threshold	3 dB	2 dB

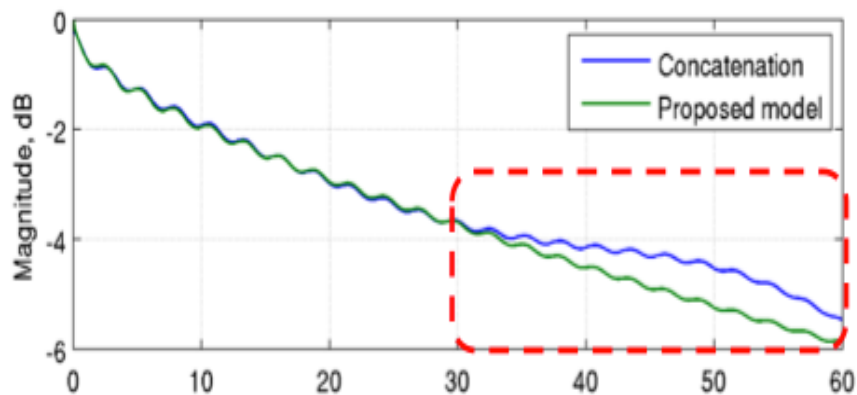
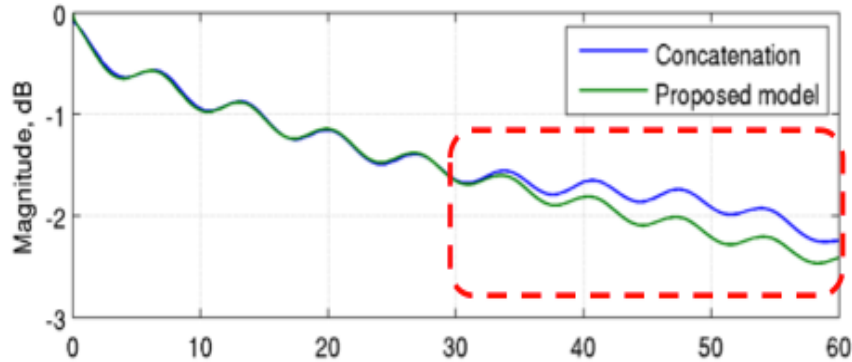
# IEEE Package Model



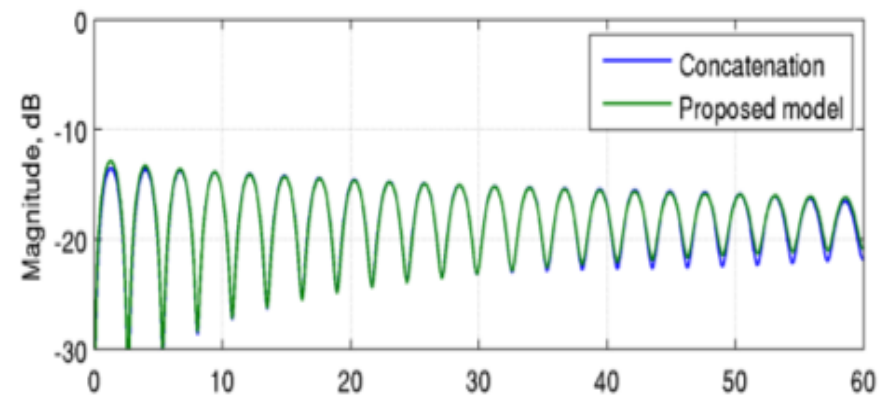
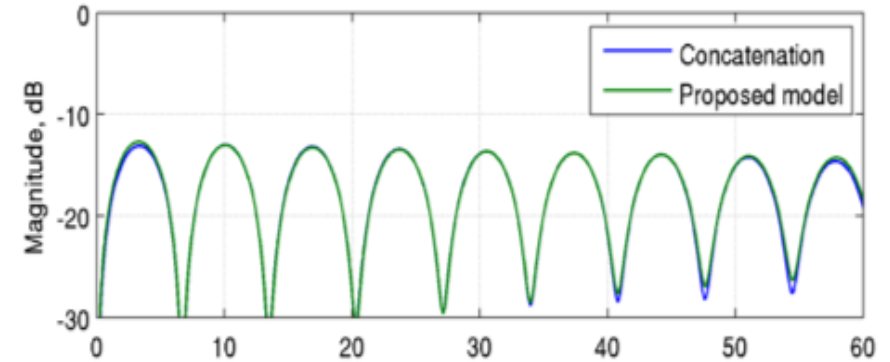
□ IEEE package has strong ripple in the return loss and SDD21

- Representative GZ-41 packages have more than 0.6 dB of COM margin compare to IEEE package.

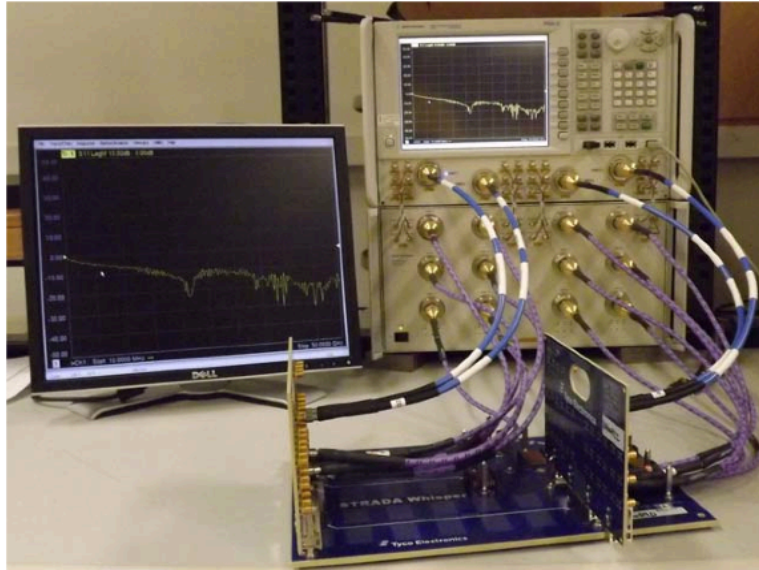
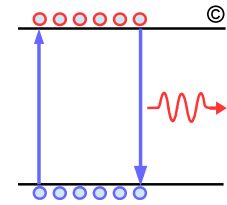
**s21**



**s11**



# TE Whisper 40" Backplane



H11-H12	H14-H15	H17-H18
G11-G12	G14-G15	G17-G18
F11-F12	F14-F15	F17-F18

- All data is measured and includes 2.4mm test points
- Measurements are pair G14-G15 centric .s4p files
- 4 Near-End and 4 Far-End measurements
- Data is from 0-30GHz in 10MHz steps

## DAUGHTER CARD

- Board Material = Megtron6 VLP
- Trace length = 5"
- Trace geometry = Stripline
- Trace width = 6 mils
- Differential trace spacing = 9 mils
- PCB thickness = 110mils, 14 layers
- Counterbored vias, up to 6mil stub
- Test Points = 2.4mm (included in data)

## BACKPLANE

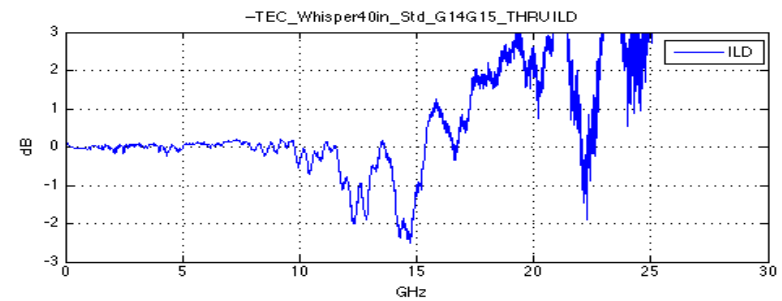
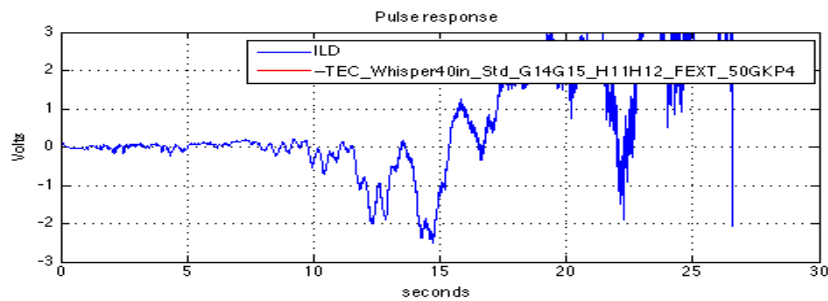
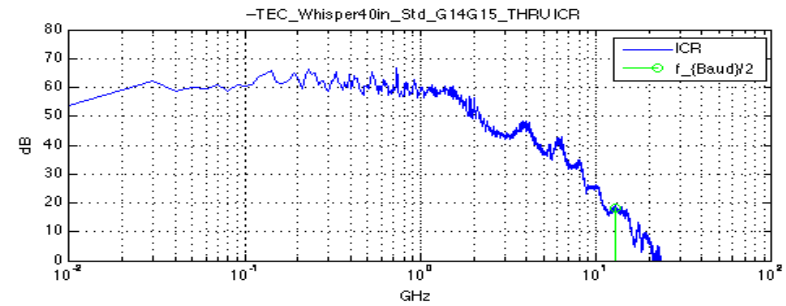
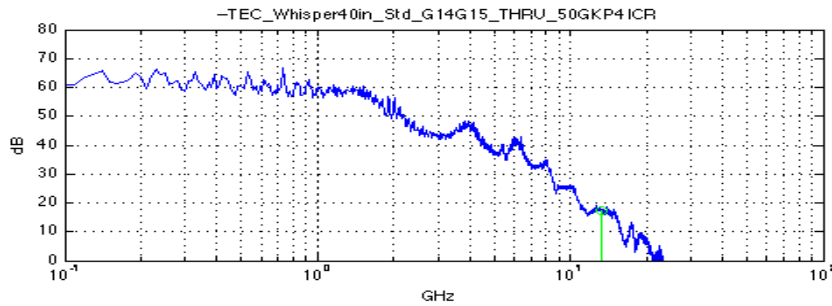
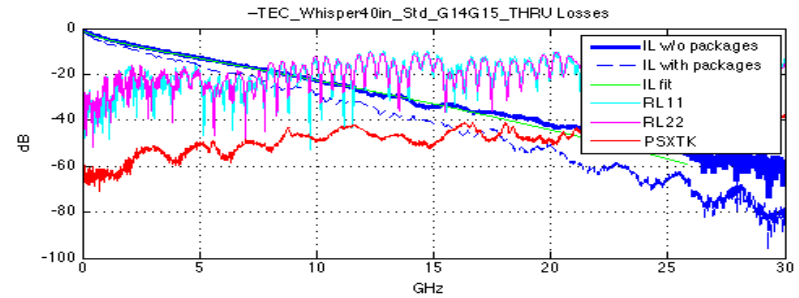
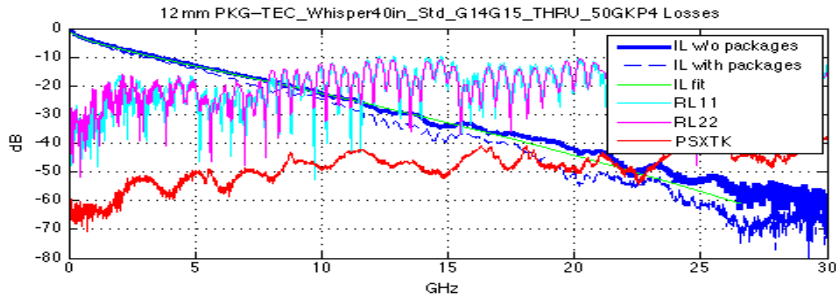
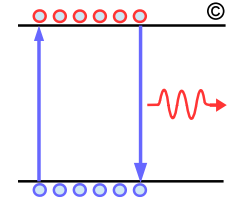
- Board Material = Megtron6 HVLP
- Trace length = 30"
- Trace geometry = Stripline
- Trace width = 6 mils
- Differential trace spacing = 9 mils
- PCB thickness = 200 mils, 20 layers
- Counterbored vias, up to 6mil stub

## CONNECTORS

- **Dataset 1** includes
  - Mated standard STRADA Whisper connector at each end
- **Dataset 2** includes
  - Mated Embedded Capacitor STRADA Whisper connector at one end and,
  - Mated standard STRADA Whisper connector at other end

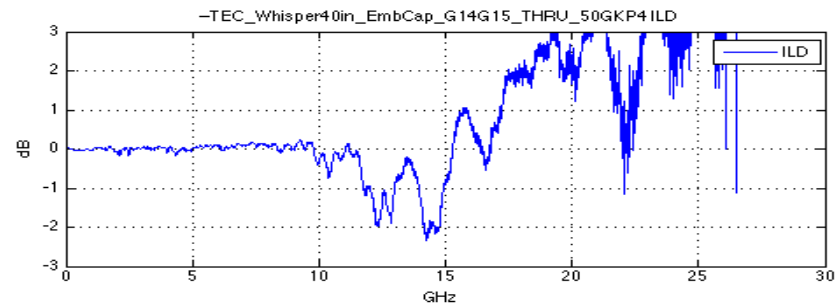
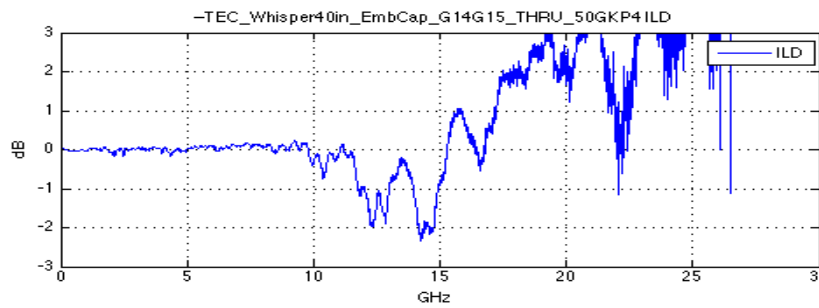
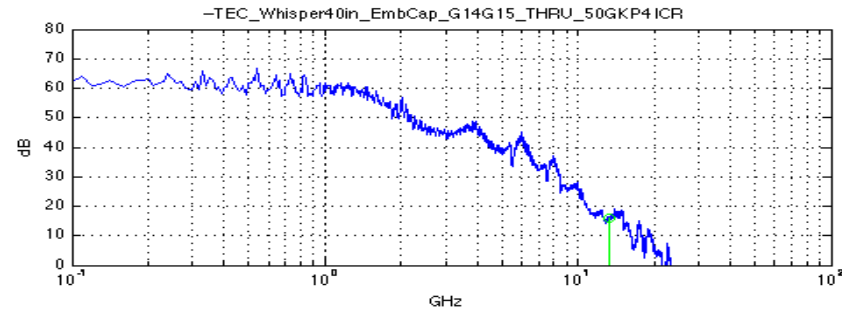
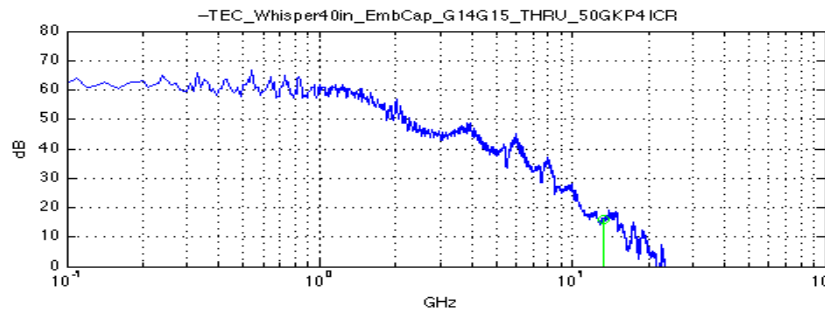
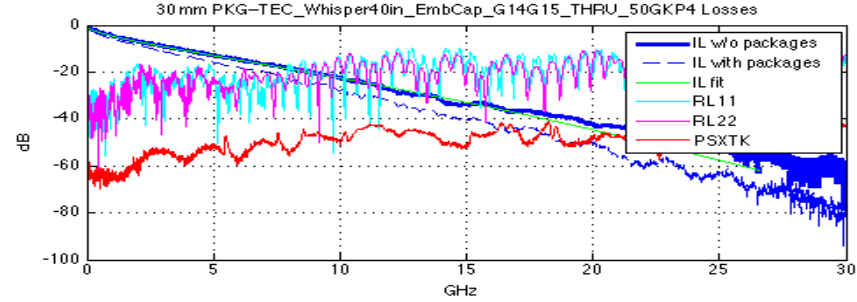
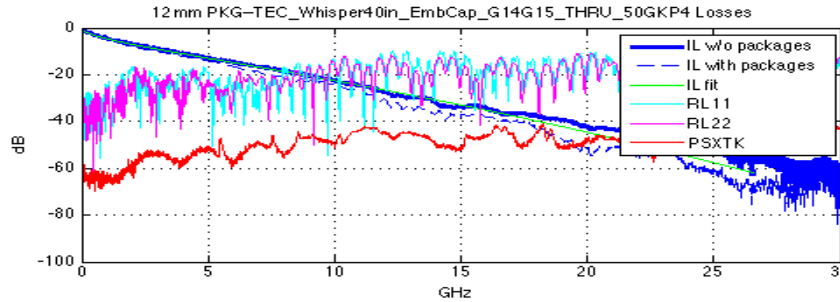
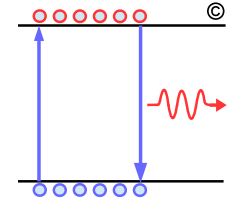
# TE Whisper 1 m Std Backplane

[http://www.ieee802.org/3/bj/public/jul13/tracy\\_3bj\\_01\\_0713.pdf](http://www.ieee802.org/3/bj/public/jul13/tracy_3bj_01_0713.pdf)



# TE Whisper 1 m Backplane with Imbedded Cap

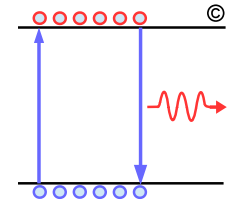
[http://www.ieee802.org/3/bj/public/jul13/tracy\\_3bj\\_01\\_0713.pdf](http://www.ieee802.org/3/bj/public/jul13/tracy_3bj_01_0713.pdf)



# Summary Results for TE Whisper 1 m Backplane

☐ To safely say a channel passes 2 dB of COM margin is required!

– Pre  $C(-2)_{\max}=0.04$ ,  $C(-1)_{\min}=-0.22$

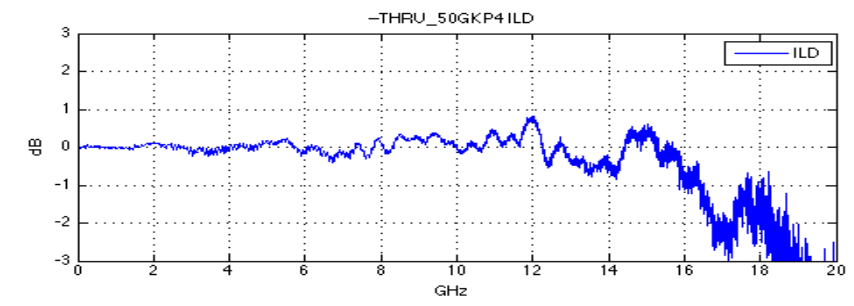
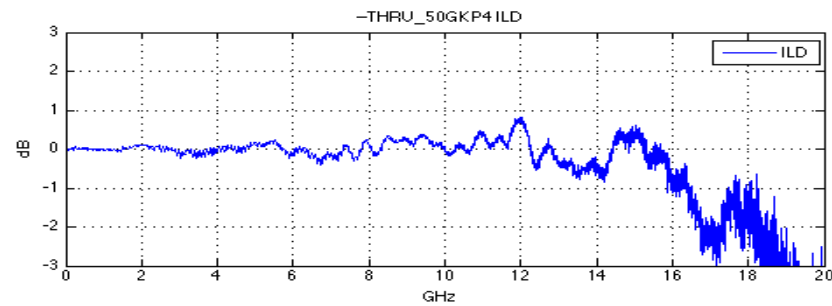
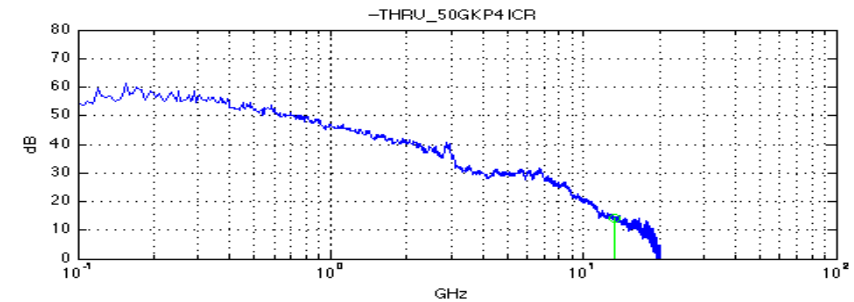
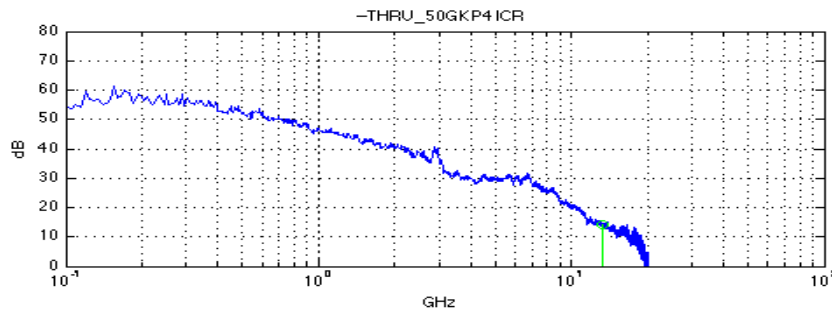
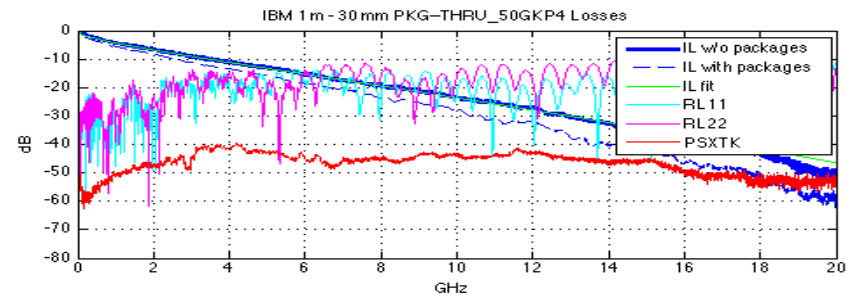
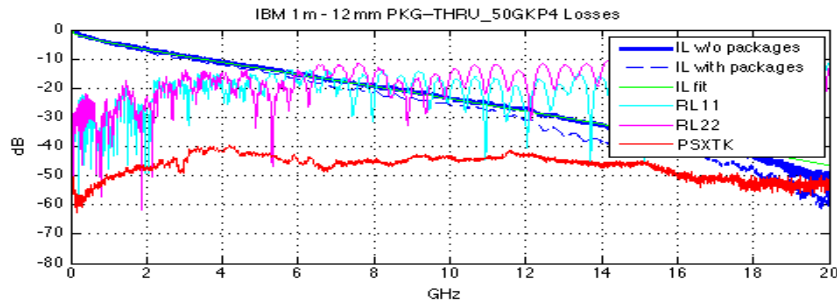
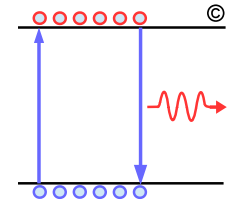


Test Cases	Channel IL (dB)	DFE	ISI/Noise/XTALK	ILD	ICN (mV)	PSXT (mV)	COM (dB)
Std Backplane IEEE 12 mm Package	29.8	24	35/65/0%	0.39	0	0	5.05
Std Backplane IEEE 30 mm Package	29.8	24	28/72/0%	0.39	0	0	4.58
Std Backplane IEEE 12 mm Package	29.8	24	22/40/39%	0.37	1.63	3.22	2.82
Std Backplane IEEE 30 mm Package	29.8	24	21/41/38%	0.37	1.63	2.63	2.23
Std Backplane IEEE 12 mm Package	29.8	20	23/39/38%	0.37	1.67	3.22	2.75
Std Backplane IEEE 30 mm Package	29.8	20	22/41/37%	0.37	1.67	2.66	2.2
Std Backplane IEEE 12 mm Package	29.8	16	23/39/38%	0.37	1.67	3.19	2.66
Std Backplane IEEE 30 mm Package	29.8	16	22/41/37%	0.37	1.67	2.66	2.17
ImbCap Backplane IEEE 12 mm Package	29.8	16	24/41/35%	0.40	1.58	3.03	3.09
ImbCap Backplane IEEE 30 mm Package	29.8	16	19/44/37%	0.43	1.58	2.49	2.44



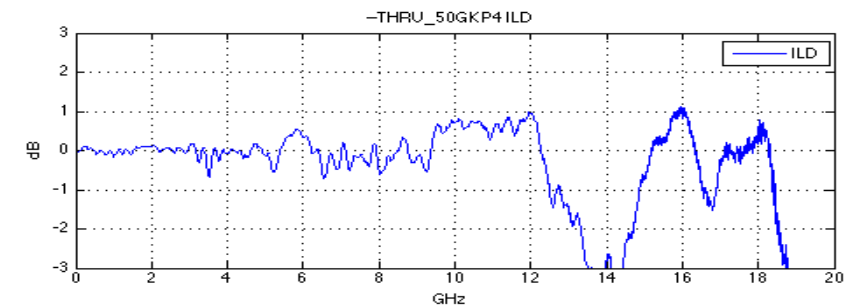
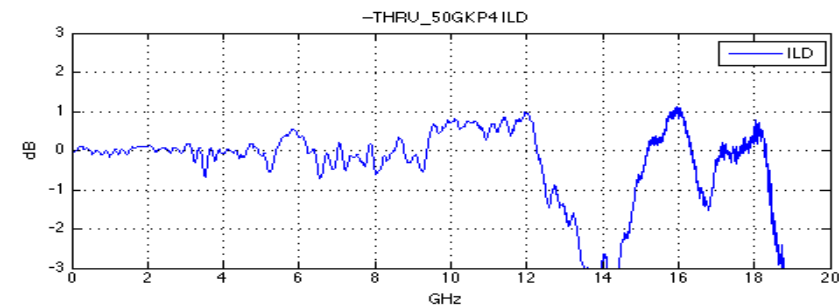
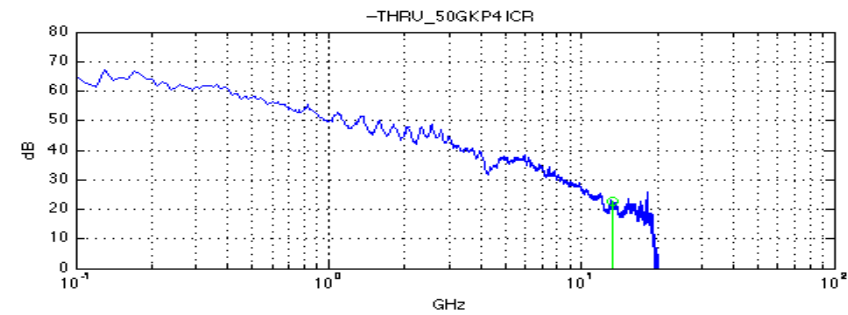
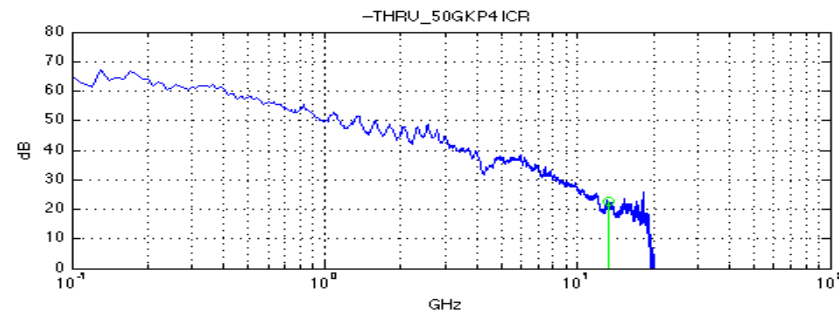
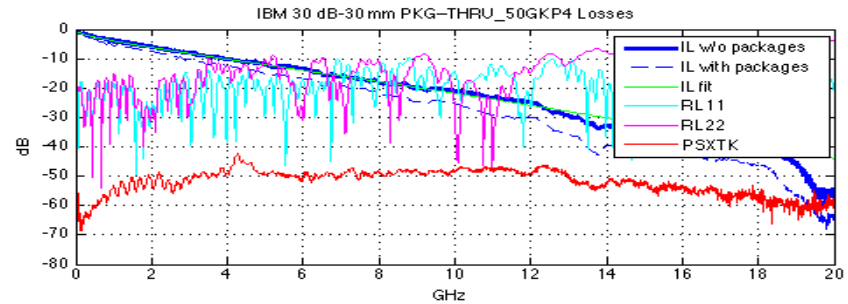
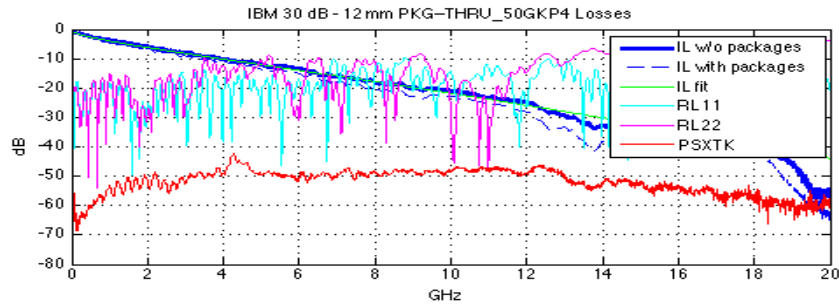
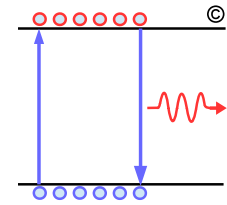
# IBM- 1 m Backplane

[http://www.ieee802.org/3/100GCU/public/ChannelData/ibm\\_11\\_0909/patel\\_02\\_0911.pdf](http://www.ieee802.org/3/100GCU/public/ChannelData/ibm_11_0909/patel_02_0911.pdf)

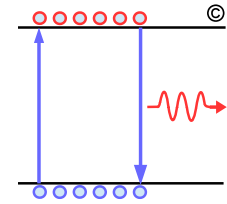


# IBM- 30 dB Backplane

[http://www.ieee802.org/3/100GCU/public/ChannelData/IBM\\_11\\_0518/patel\\_02\\_0511.pdf](http://www.ieee802.org/3/100GCU/public/ChannelData/IBM_11_0518/patel_02_0511.pdf)



# Summary Results for IBM 1 m and 30 dB Backplanes



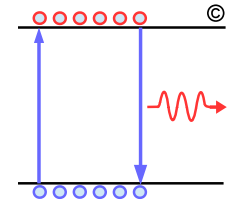
To safely say a channel passes 2 dB of COM margin is required!

– Pre  $C(-2)_{\max}=0.06$ ,  $C(-1)_{\max}=-0.24$

Test Cases	Channel IL (dB)	DFE	ISI/Noise/XTALK	ILD	ICN (mV)	PSXT (mV)	COM (dB)
Patel_03* 1m IEEE 12 mm Package	31.1	16	24/38/38%	0.35	2.72	2.88	2.56
Patel_03 1m IEEE 30 mm Package	31.1	16	21/44/34%	0.35	2.72	2.20	2.21
Patel_03 1m IEEE 12 mm Package	31.1	20	23/38/38	0.35	2.73	2.88	2.59
Patel_03 1m IEEE 30 mm Package	31.1	20	20/45/35	0.35	2.73	2.22	2.28
Patel_02 30 dB IEEE 12 mm Package	30.4	16	47/43/10%	0.71	1.54	1.65	3.56
Patel_02 30 dB IEEE 30 mm Package	30.4	16	40/51/10%	0.71	1.54	1.22	3.52
Patel_02 30 dB IEEE 12 mm Package	30.4	20	47/43/10%	0.71	1.54	1.65	3.56
Patel_02 30 dB IEEE 30 mm Package	30.4	20	40/51/10%	0.71	1.54	1.22	3.52

\* Patel\_03 frequency range stops at 20 GHz and may result in some truncation error.

# Summary



- ❑ **COM analysis show feasibility of operating at 50 Gb/s over representative 802.3bj backplane with 30 dB loss**
  - The TE Whisper channel do not have TX and RX grouping and with TX/RX grouping COM margin will improve
  - IBM backplane are legacy 6+ years old and some of the 30 dB channels have more than 3 dB of COM margins
    - Since these system were built two generation of improved connector have been introduced to the market
  - COM package has ~0.6 dB higher penalty than representative GZ-41 packages with similar length
- ❑ **Typical 50G PAM4 receiver will use CTLE/Long FFE and possibly followed by 1-2 tap DFE a significant deviation from current COM models**
  - Current COM model will indicates the need for large pre-cursors but real receiver with long FFE does not need the pre-cursor instead needs more post-cursors!
- ❑ **50GbE & NGOATH objective should be based on 30 dB during study phase to further refine the channel parameters and COM during the study phase.**