



Next-gen 400 and 200 Gb/s PHYs over Fewer MMF Pairs Call For Interest Consensus Presentation

IEEE 802.3 March 2017 Plenary, Vancouver, B.C.
Draft 1.0 for NEA Ad Hoc Review

Agenda

- **Overview Discussion**
 - Presenter 1
- **Presentations**
 - Market Drivers
 - Presenter 2
 - Technical Feasibility
 - Presenter 3
 - Why Now?
 - Presenter 4
- **Straw Polls**

Introductions for today's presentation

- Presenter and Expert Panel:

CFI objectives

- To gauge the interest in next-gen 400 and 200Gb/s PHYs over fewer MMF pairs .
- We do not need to:
 - Fully explore the problem
 - Debate strengths and weaknesses of solutions
 - Choose a solution
 - Create a PAR or 5 Criteria
 - Create a standard
- Anyone in the room may vote or speak

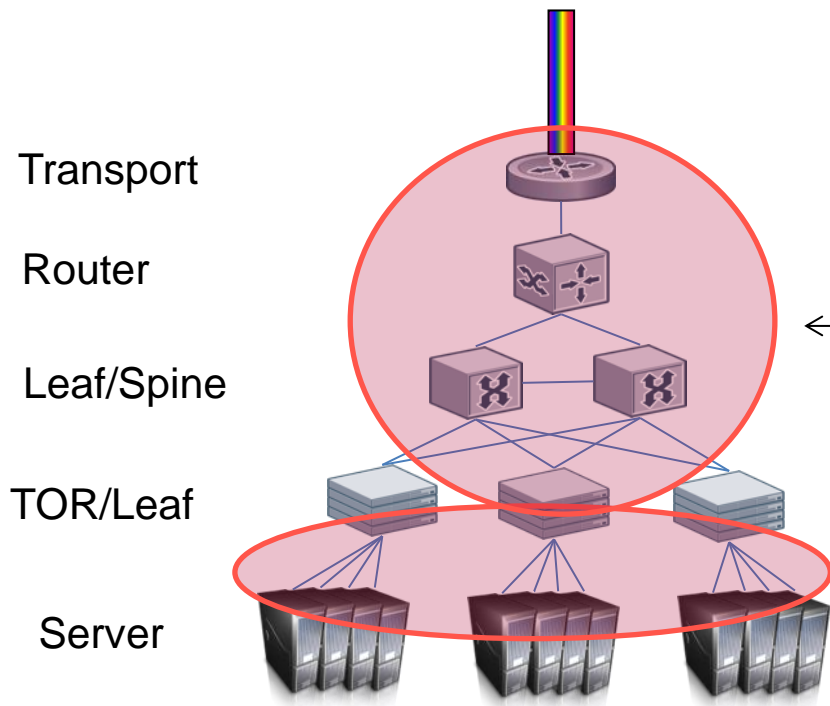
Overview: motivation

Leverage technologies currently under development to create cost-optimized lower fiber count solutions over installed base, as well as greenfield MMF cabling, for 200 and 400 Gb/s

Global web-scale data centers and cloud based services – as well as the largest enterprise datacenters - are presented as leading applications.

Synergy with broader enterprise networking extends the application space and potential market adoption.

What are we talking about?





Leading application space for next generation MMF PMDs

- Switch-to-switch & switch-to-router or router-to-transport connectivity



- Breakout of 400G to 100G may be used for high density 100G or breakout to 100G servers

Market Drivers



Historically VCSEL-MMF links have been seen by many as the lowest cost short-reach interconnect

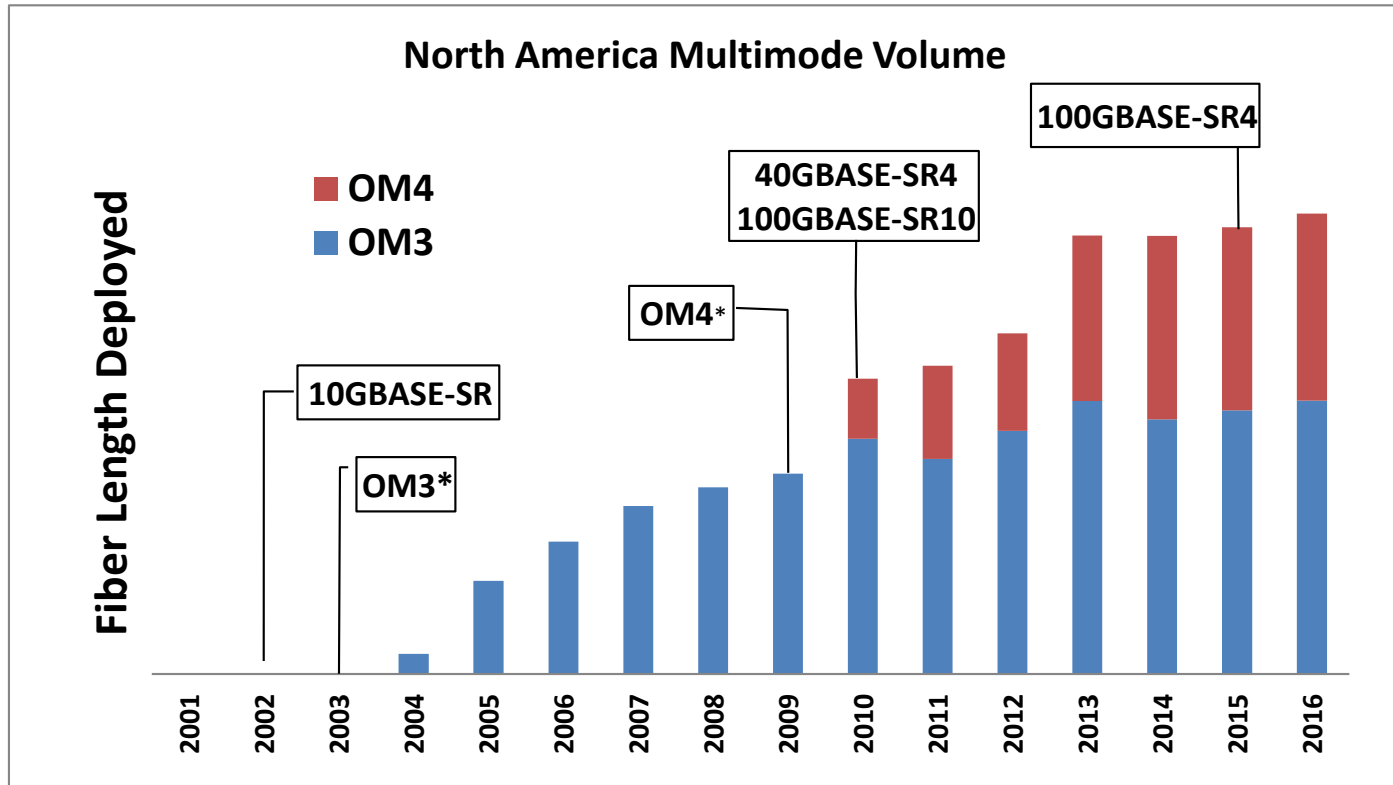
- Relaxed alignment tolerances
 - Several microns vs. sub-micron
 - Allows passive alignment in module
 - Better cost/loss trade-off for connectors
- Connectors more resilient to dirt
 - Cleaning SMF connectors is common issue
- Lower drive currents
 - 5-10mA vs. 50-60mA
- On-wafer testing



10/40/100G have been widely deployed over MMF

- Large installed base of duplex OM3/OM4 MMF deployed for 10GBASE-SR
- Large installed base of parallel OM3/OM4 MMF deployed for 40GBASE-SR4 and 100GBASE-SR4
- Industry investment in MMF cabling continues, including wideband OM5, now standardized

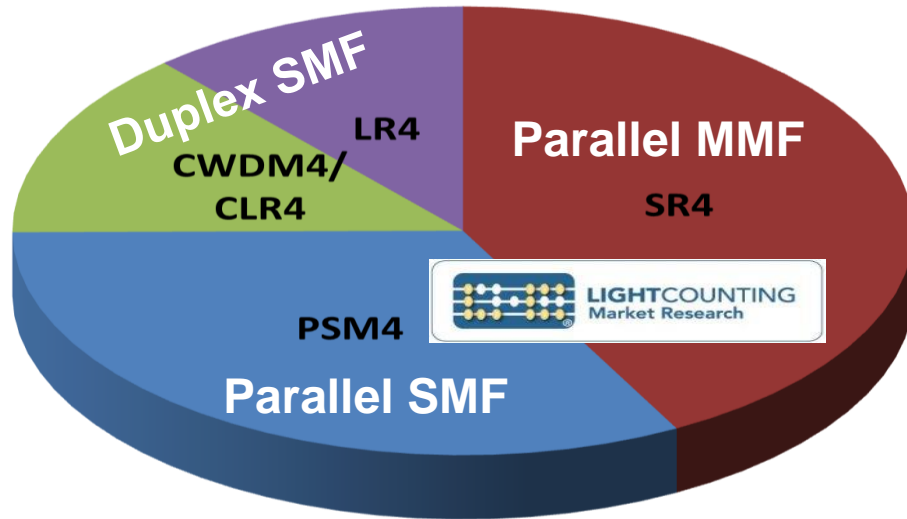
Continued deployment & growth of OM3/OM4 MMF. Transition from OM3 to OM4. Ready for OM5.



* Dates are ANSI/TIA standardization dates, not ISO/IEC

Used with permission: Matthew Burroughs North America Multimode Reports

New 100G switching speed was applied to MMF in 1st year



- Chart shows units shipped
- Taken together, modules for SMF cabling have majority share
- But short-reach SR4 modules had the greatest individual contribution to 2016 shipments of QSFP28 modules

100GbE QSFP28 Consumption in 2016

Chart courtesy of Dale Murray, LightCounting

Comments on a switch vendor's experience of demand for 100Gb/s MMF optics, from David Piehler (Dell EMC)

- Sold 100GBASE-SR4 into large enterprise DC space in 2016
- Could have sold 100G duplex MMF transceivers in 2016 had they been commercially available
- There is demand for MMF solutions with the highest speeds, and the lowest fiber counts
- He expects this trend to play out again for >100 Gb/s speeds

How have 40 and 100Gb/s optics been used with MMF?

- 40G SR4
 - ~ 50% is breakout, to servers as well as a means to creating larger 10G switch fabrics
 - ~ 50% is switch-to-switch links
- 40G BiDi and SWDM4
 - Proprietary solutions used in switch-to-switch connections
- 100G SR4
 - The 100G SR4 modules deployed in 2016 represent switch-to-switch and switch-to-router connections in Cloud and Largest enterprise DCs
 - Less likely to be used for breakout in cloud or largest enterprise DCs (the early adopters), where breakout to servers often done with DAC cables from TOR, and 25G is not expected to be a popular switch fabric speed there
 - 100G Breakout may be popular in smaller enterprise DCs and campus networks (later adopters), where “25G may be the new 10G”
- 100G duplex over MMF
 - Proprietary solutions; not yet in market; two sources expected in 2017; could have been sold in 2016 if available

Market applications of 400G short reach

- Earliest use for low-cost router-transport and laboratory development applications in telecom and the cloud
- Initial volume applications in switch-router & switch-switch connections
 - in the cloud
 - largest enterprise DCs
- Breakout of 400G to 100G may become popular, similar to the case for breaking out 40G to 10G

Comments on prospects for 400GBASE-SR4, by Chongjin Xie, Sr. Director of Infrastructure Service at Alibaba

- Alibaba expects to deploy 100G switching for approx. three years, perhaps moving to 400G in 2019
- Alibaba uses 100GBASE-SR4 heavily for 100m switch-switch connections now
- 300m reach supports about 80% of Alibaba's data center links, and eSR4 extended reach MMF optics will be deployed when available
- Alibaba deploys CWDM4 over SMF between buildings
- 100GBASE-SR4 links over MMF cabling are lower cost for Alibaba today than PSM4 or CWDM4 links over SMF cabling
- He hopes to have 400GBASE-SR4 available in 2019 and supports its standardization in IEEE

Existing 400GBASE-SR16 does not fulfill the needs of the datacenter market

- 400GBASE-SR16 was envisioned as a lower-cost, fast time-to-market solution for router-transport & development needs
- 400GBASE-SR16 may not be a high-volume datacenter module
 - CFP8 will not be a common front panel port in datacenter switches
 - 32-fiber link with atypical connector will offset the low-cost nature of the transceiver.
 - Restricted to 16x25G interface (400GAUI-16)
 - No path to 400GAUI-8 without reverse gearbox
- A lower fiber-count MMF solution is expected to have lowest cost for short-reach 400G

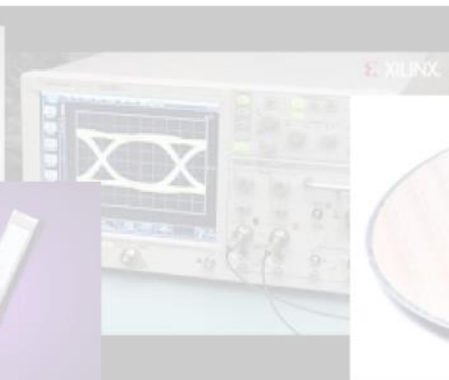



Benefits of 400GBASE-SR4 over 400GBASE-SR16 for the datacenter market

- Operate on same cabling as previous SR4 modules
 - No special connector
- Suitable for all 400G form factors
 - CFP8, QSFP-DD, OSFP
- No reverse gearbox with 400GAUI-8 interface

Market need for 200G module for duplex MMF

- 200G switching is expected to find acceptance in parts of the cloud and enterprise DC networking space on same time frame as 400G
- 200GBASE-SR4 is already being standardized in 802.3cd to support parallel MMF cabling
- There is no reason to believe that the early demand for 100G duplex MMF optics will not be replicated for 200G optics

Technology Feasibility



Technologies for next-gen MMF PMDs

- PMDs for 400G over 4 MMF pairs and 200G over < 4 MMF pairs will require several technologies currently in advanced stages of development
 - VCSELs supporting 50Gb/s PAM4 signaling
 - Multiple wavelengths over MMF
- OM5 provides longer reach when using multiple wavelengths over MMF, but is not required

Technical options for next-gen MMF PMDs

Technology (per fiber)	1 fiber pair	2 fiber pairs	4 fiber pairs	8 fiber pairs	16 fiber pairs
25G- λ NRZ	25G-SR		100G-SR4		400G-SR16
50G- λ PAM4	50G-SR	100G-SR2	200G-SR4	400G-SR8	
2x50G- λ PAM4	100G-SR1.2	200G-SR2.2	400G-SR4.2	Technology options for 200 & 400 Gb/s links over fewer MMF fiber pairs	
4x25G- λ NRZ	100G-SR1.4	200G-SR2.4	400G-SR4.4		
4x50G- λ PAM4	200G-SR1.4	400G-SR2.4	800G-SR4.4		



Existing IEEE standard

In progress in 802.3bs, cd

Multi-Wavelength Nomenclature

SRm.n

m = # fiber pairs



n = # wavelengths

50Gb/s PAM4 over MMF in IEEE 802.3cd

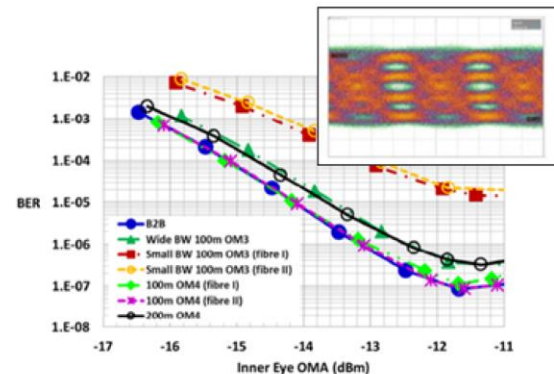
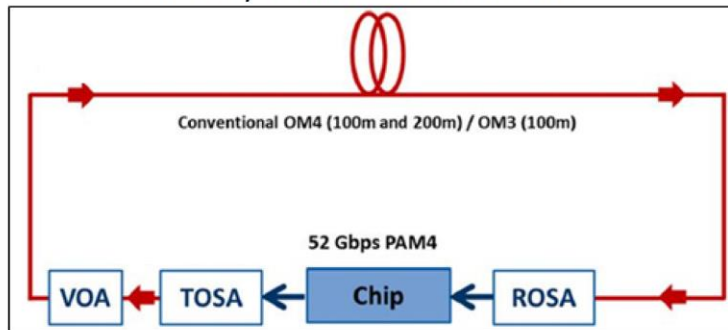
- 802.3cd has an objective to “Define single-lane 50 Gb/s PHY for operation over MMF with lengths up to at least 100m”
- 26.5625 GBd signaling with PAM4 modulation was selected to implement 50 Gb/s
- Could re-use RS(544,514,10) FEC from clauses 134 (50G), 91 (100G), and 119 (200G and 400G) if appropriate in this project

Finisar demonstration of 50G PAM4 over MMF from king_GE_NGOATH_01_0116

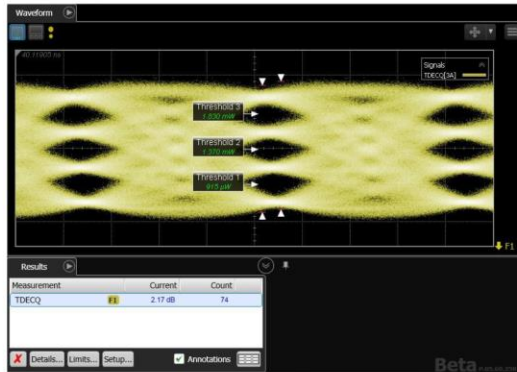
Bench top PAM4 experiments using 25Gb/s VCSELs



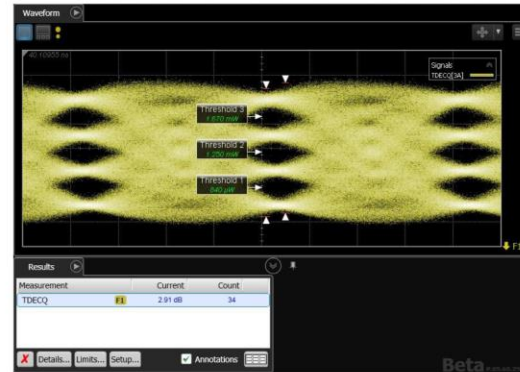
and early PAM4 PHY evaluation...



- Transmission of 26.5625 GBd PAM4 over 70 m worst-case OM3 MMF
- TDECQ measured for 855 nm and 908 nm VCSEL-based transmitters



855 nm Tx
TDECQ: 2.2 dB




908 nm Tx
TDECQ: 2.9 dB

- For both wavelengths, transmission over worst-case MMF results in TDECQ values within the 4 dB requirement for MMF PMDs in P802.3cd

Technical feasibility of four wavelengths over MMF


Finisar announced a VCSEL-based 100 Gb/s SWDM4 product, with technical demonstration at OFC 2015.

- Error free operation over 150 m on OM4, 275 m on a sample OM5
- Same 30 nm channel spacing as 40 Gb/s, centered at 850, 880, 910, 940 nm
- Balances cost and performance of mux/demux optics, VCSEL wavelength pass-bands, and fiber wavelength range over which modal bandwidth is critical




Standardized Wideband MMF/OM5 improves performance with multiple wavelengths

- OM5 MMF extends the 850nm performance of OM4 out to 953nm
- Drop-in replacement for OM4 at 850nm. Fully backward-compatible with previous IEEE standards
- Accommodates at least four wavelengths on economical grid spacing
- Standards:
 - Fiber: TIA-492AAAE (2016), IEC 60793-2-10 ed. 6 (target 1Q17)
 - Cabling: ANSI/TIA-568.3-D (2016), ISO/IEC 11801 ed. 3 (target 4Q17)
 - Application (WBMMF/OM5 operating at 850nm only): IEEE 802.3bs draft (2016), IEEE 802.3cd draft (2016), Fibre Channel FC-PI-7/64GFC & 256GFC (target 2Q17)



Fiber Standards






Structured Cabling Standards



Potential merits of OM5 cabling

- Supports all legacy multimode applications to at least the same reach as OM4
 - Compliant to OM4 and OM3 specifications
 - Interoperable with legacy media
- Optimizes reach with multi-wavelength transceivers
 - Reaches of 70/100/150m proposed in ingham_3cd_01a_0916 for two wavelengths of 50 Gb/s PAM4 at 857 & 908nm operating over OM3/OM4/OM5 MMF, respectively.
 - Reaches of 75/100/150m proposed in forthcoming 100G SWDM MSA for 4 wavelengths of 25G NRZ at 850, 880, 910, 940 nm operating over OM3/OM4/OM5 MMF, respectively.

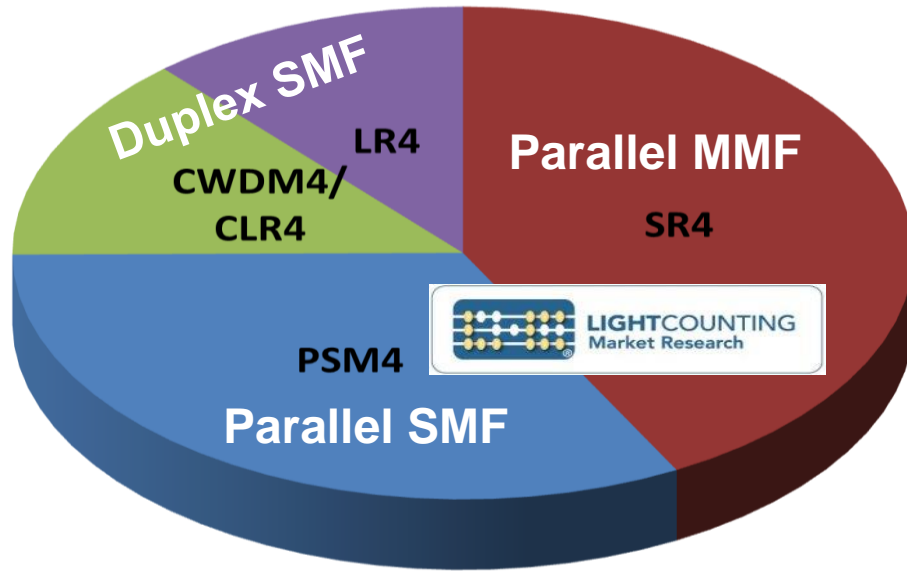
Why now?



Rationale for beginning now

- Recent history shows that higher speeds over MMF are needed in the first year that new switch speeds are commercially available
- The existing 400GBASE-SR16 solution will not meet that need
- There is no 200Gb/s duplex MMF PMD in existing IEEE standards
- These PMDs are needed in the market commercially in 2019

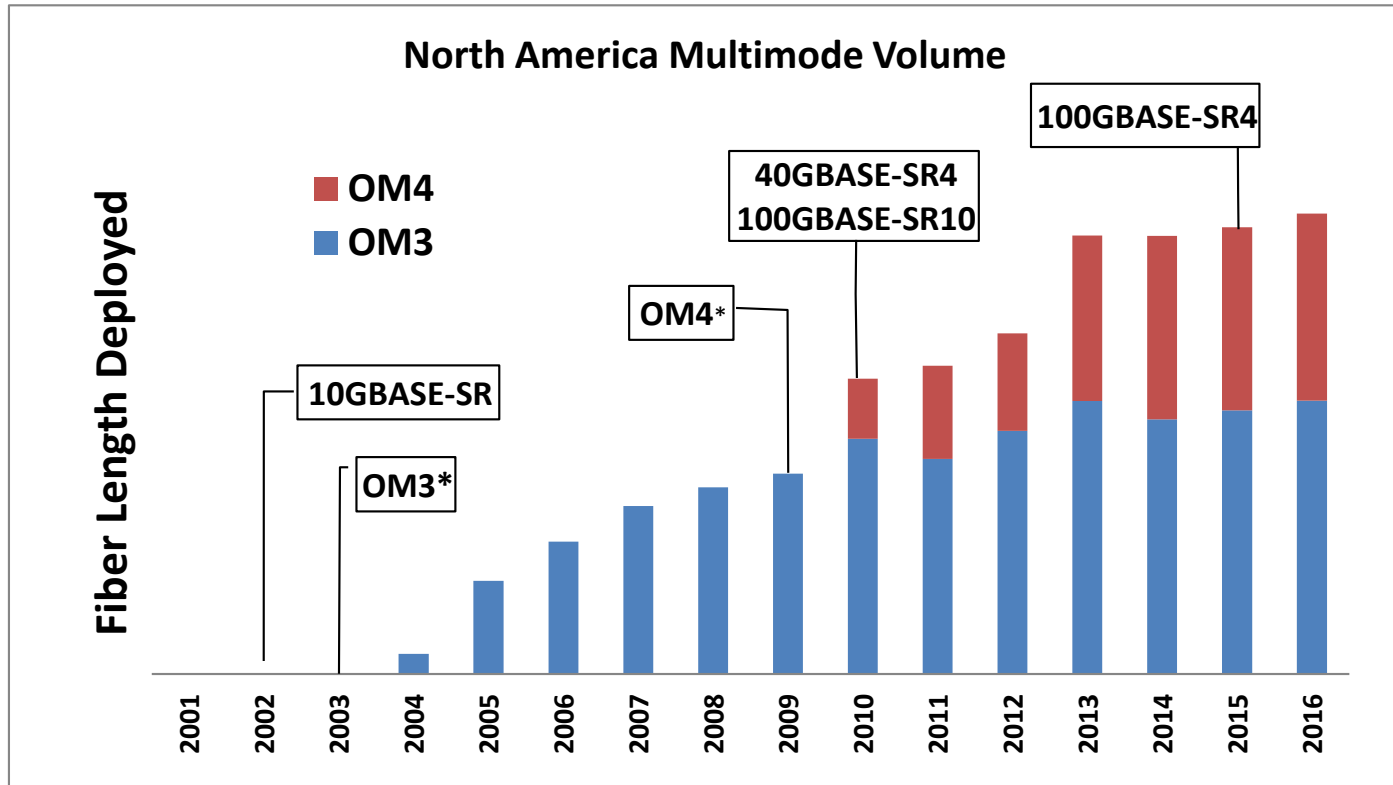
100GbE QSFP28 Consumption in 2016



- 100G datacenter switches ramped up in 2016
- 100GBASE-SR4 modules sold in large quantities year one
- Duplex MMF modules would have sold in year one if generally available

Chart courtesy of Dale Murray, LightCounting

Continued deployment & growth of OM3/OM4 MMF. Transition from OM3 to OM4. Ready for OM5.



* Dates are ANSI/TIA standardization dates, not ISO/IEC

Used with permission: Matthew Burroughs North America Multimode Reports

Why Now?

The market for 100GBASE-SR4 over parallel MMF cabling was robust in 2016 as soon as significant deployment of 100 Gb/s switching began in the datacenter

- Cloud DCs in North America and China
- Largest enterprise DCs
- 100Gb/s duplex transceivers for MMF would have been deployed in 2016 had they been available
- Early adopters will deploy next-gen 200/400 Gb/s MMF PMDs if they are available

50 Gb/s ecosystem supporting 200/400G switch ASICs progresses towards ~2019 deployment

The enabling technologies exist to support next-gen MMF PMDs over fewer fiber pairs

- 50Gb/s PAM4 in development for 802.3cd
- Two and four wavelengths already used in proprietary duplex MMF transceivers
- Operation over installed base as well as new OM5 MMF cabling is supported

Data shows that the market continues to deploy MMF cabling

- New performance grades are accepted when they provide benefit
- Standardizing lower cost applications for MMF facilitates upgrades and improves Ethernet market

Contributor Page

Dale Murray, LightCounting

Chongjin Xie, Alibaba

David Piehler, Dell EMC

Steve Swanson, Corning

John Kamino, OFS

Jonathan Ingham, FIT

Jonathan King, Finisar

Paul Kolesar, CommScope

Adrian Young, Leviton



Supporters (p Individuals from q companies)

Scott Kipp, Brocade

Alexander Umnov, Corning

Supporters (2)

Straw Polls



Call-for-Interest Consensus

- Should a study group be formed for “Next-gen MMF PMDs”?
- Y: N: 0 A:
- Room count:

Participation

- I would participate in a “Next-gen MMF PMDs” study group in IEEE 802.3
 - Tally:
- My company would support participation in a “Next-gen MMF PMDs” study group
 - Tally:

Future Work

- Ask 802.3 at Thursday's closing meeting to form study group
- If approved:
 - Request 802 EC to approve creation of the study groups on Friday
 - First joint study group meeting would be during Xyz 2017 IEEE 802.3 interim meeting