



DC Power Discovery Algorithm

IEEE P802.3af DTE Power via MDI Task Force Presentation

Phil Holland

Phil.Holland@Circa.CA

Contents

- Design Considerations Based on the DTE Power via MDI Task Force Objectives
- Proposed Implementation for DC Discovery
- Implementation Examples
- Road Map to Future Options

Device Interaction and Safety

Objectives 2, 3, and 10

- Foreseeable Misuse
 - No hazard or damage when connected to other devices with RJ-45 interfaces
 - No hazard or damage when connected to non-Ethernet wiring plans that may include other parallel connections

- Interaction with other RJ-45 devices
 - No damage to devices not intended to be powered
 - Devices may be parallel connected
 - Parallel connected devices may be electrically invisible at some test voltages

Discovery Requirements

- Mandatory (Objectives 2 and 3)
 - Power only devices that are intended to be powered!
 - Devices that should be powered must have well defined signatures
 - Power and Discovery must be on the same pairs
- Are Important (Objective 10)
 - Discovery should detect parallel connected devices
 - Parallel connected devices have varying input characteristics

Implementation Considerations

(Objective 1)

- Compatible with existing hubs, switches and routers
 - If existing equipment cannot be used to support new terminals the economic viability is reduced

- No change to existing device drivers or other firmware
 - Requiring new drivers would effectively obsolete a lot of existing equipment and reduce the economic viability of a solution

Implementation Considerations

(Objectives 1 and 2)

- Isolation Barrier
 - Control signals crossing the isolation barrier add to complexity and cost
 - Keep discovery and power control on the same side of the isolation barrier

- Software Controlled Safety?
 - If power control is considered a safety or liability issue should it be firmware or software controlled?
 - Many systems do use software control as part of the safety implementation but world wide safety approvals may be more complex and costly

Implementation Considerations

- Practical Design Considerations
 - A low cost single chip solution is desirable. To do this, the discovery mechanism and power control should be integrated in the same low pin count device.
 - It is desirable for discovery mechanism and power control to be on the same side of the isolation barrier
 - For low power applications SELV supply voltages are best. The highest usable voltage (56 ± 4 volts) will provide the best efficiency.

Safety Considerations

- SELV Circuits
 - An SELV rating reduces the requirements for separation of the user from the circuit. It does not mean that there are no safety requirements for the powered or powering devices.
 - The SELV voltage limit of 60 volts is accepted in most countries. Existing network cabling infrastructures are designed to support higher voltages so non-SELV approvals can be used in the exception countries.

DC Discovery Algorithm

- One Algorithm supports:
 - Unique signature for powered devices
 - Detection of most parallel devices
 - Discovery on 2 and/or 4 pair power delivery systems
 - More than one power category can be supported
 - Mid-Span insertion via simple power module
 - Discovery and control can be implemented without changes to device drivers or other firmware
 - Low voltage, low current discovery signal won't damage Bob Smith or other terminations

DC Discovery Implementation

- Power Consuming Device
 - Power sink includes a “Discovery Sink”
 - The Discovery Sink is an integral signature that is part of the device power control

- Power Sourcing Device
 - Power supply includes a “Discovery Source”
 - The Discovery source is an integral part of the power supply

Discovery Sink Operation

- Device signature is based on a constant current sink
 - During Discovery, the device to be powered presents a defined constant current (eg 2 ± 0.3 mA) load to the variable output voltage of the discovering power source
 - When the the operating voltage threshold is reached the sink switches to supply mode to power the load
 - If the source current is interrupted (defined current level and time) the Discovery Sink reverts to discovery mode

Discovery Source Operation

- Signature detection is based on a current limited (under 3 mA) variable output voltage.
 - The sourcing device must see the defined constant load current as the discovery voltage increases from 3 volts to 80% of the maximum output
 - At the operating voltage minus 10% the source switches to power mode
 - Detection of parallel devices is effective from 0 volts to the maximum operating voltage
 - During discovery, a short circuit, open circuits or any parallel devices that affect the DC characteristic, will cause the process to abort and restart

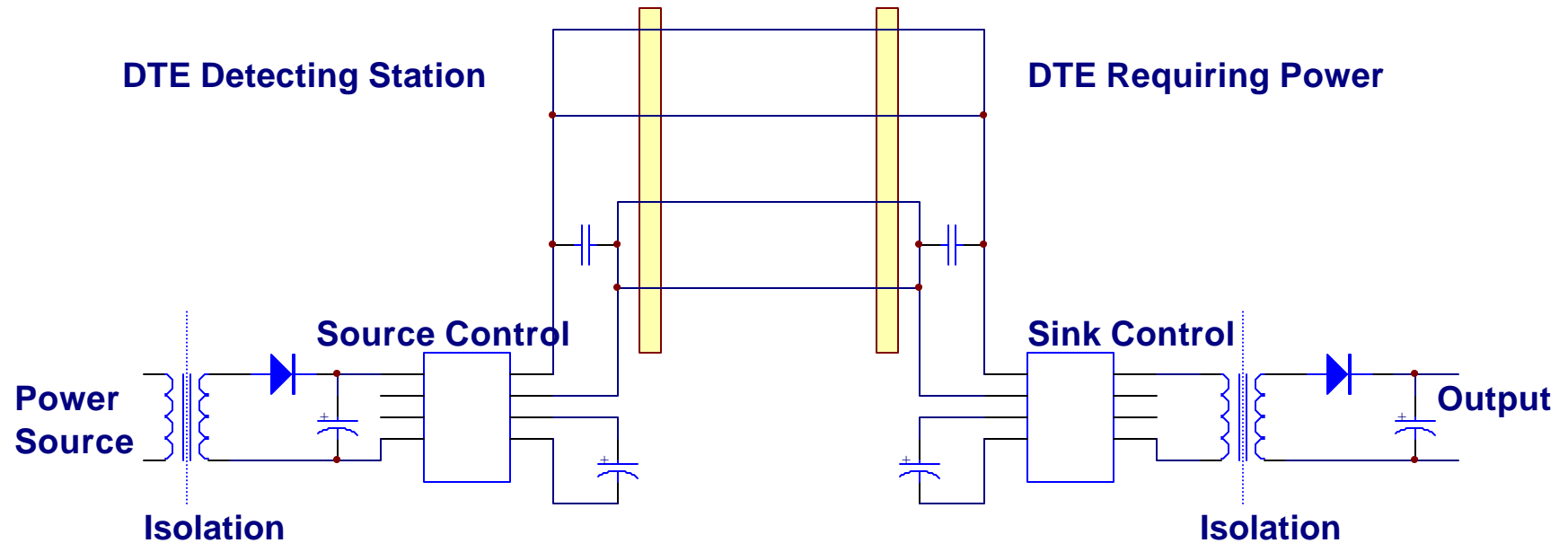
Interaction with Other Devices

- Accepted Devices
 - Only devices that present the correct signature!
 - Rejected Conditions
 - Open Circuit
 - Short Circuit
 - Source - Source Connection
 - Rejected Devices
 - Parallel Resistance less than 50K ohms
- Inductors
 - Surge protectors (Low Voltage)
 - Transformers
 - Active devices that draw more than 0.3 mA during discovery
 - Other power sources

Note:

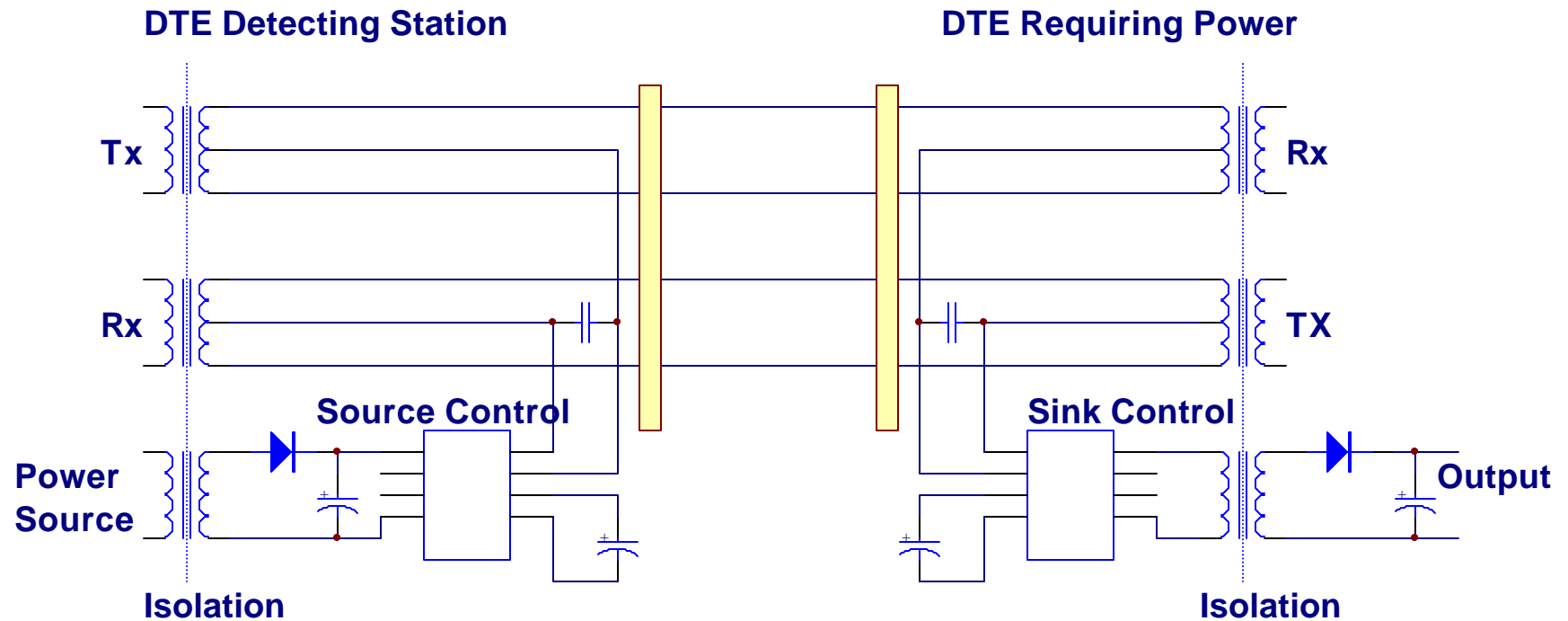
Rejected devices may be connected in parallel with a device that presents a valid signature and will still be rejected.

Unused Pairs or Mid-Span Insertion

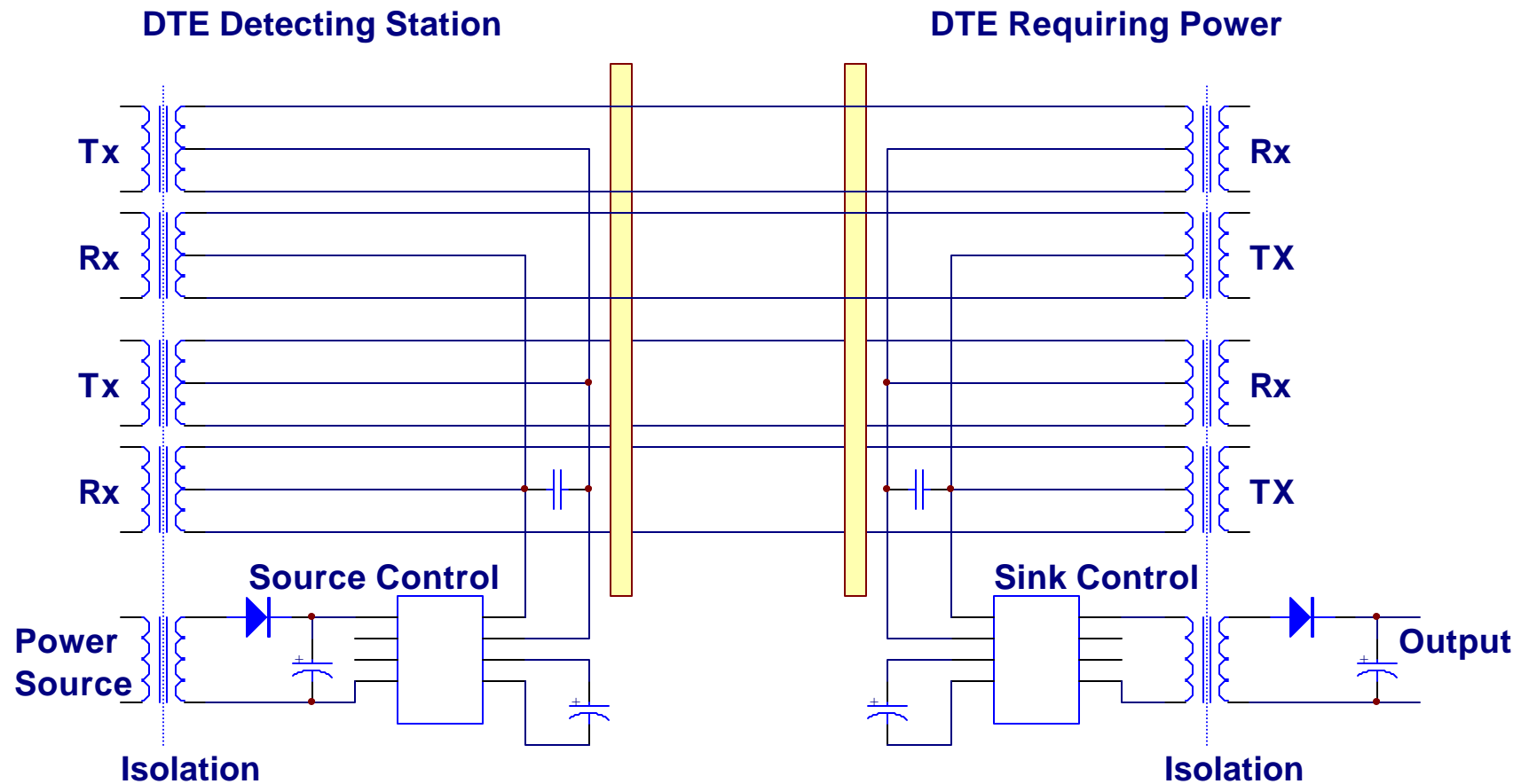


Note
AC terminations not shown
but may be required.

Two Pair Power Configuration



Four Pair Power Configuration



Future Options

- DC discovery can be used on 2 and 4 pair phantom power implementations.
 - Two pair can be used today and will remain compatible with 4 pair implementations if they are used in the future.
 - Different power categories can be supported buy using different discovery current signatures. The first implementation could be limited a few watts. The same DC discovery mechanism can be used for higher power implementations that may be required in the future.

Summary

- DC Discovery provides a simple and reliable means of determining if power can be safely applied to a network connection and the combination of devices that may be connected to it.
- DC Discovery provides a simple, low cost solution today while providing a defined migration path to higher power implementations that may be required in the future.

END

**IEEE P802.3af DTE Power via MDI
Task Force Presentation**