

IEEE802.3ap

Channel Model Ad Hoc

S-Parameter Cascading for Channel Model

Shannon Sawyer
January 11, 2005



Agilent Technologies

Overview

Problem

Present channel quality criteria doesn't correlate with BER during simulations

Perceived Reason

Re-reflections caused by impedance mismatches of the individual channel components is causing system level (state flow) losses not visible with individual component analysis

Possible Remedies

- Cascaded component analysis and simulation
- Re-reflection Pulse Analysis of channels (moore_01_1104)
- Correlate StatEye BER to Re-reflection Pulse Analysis

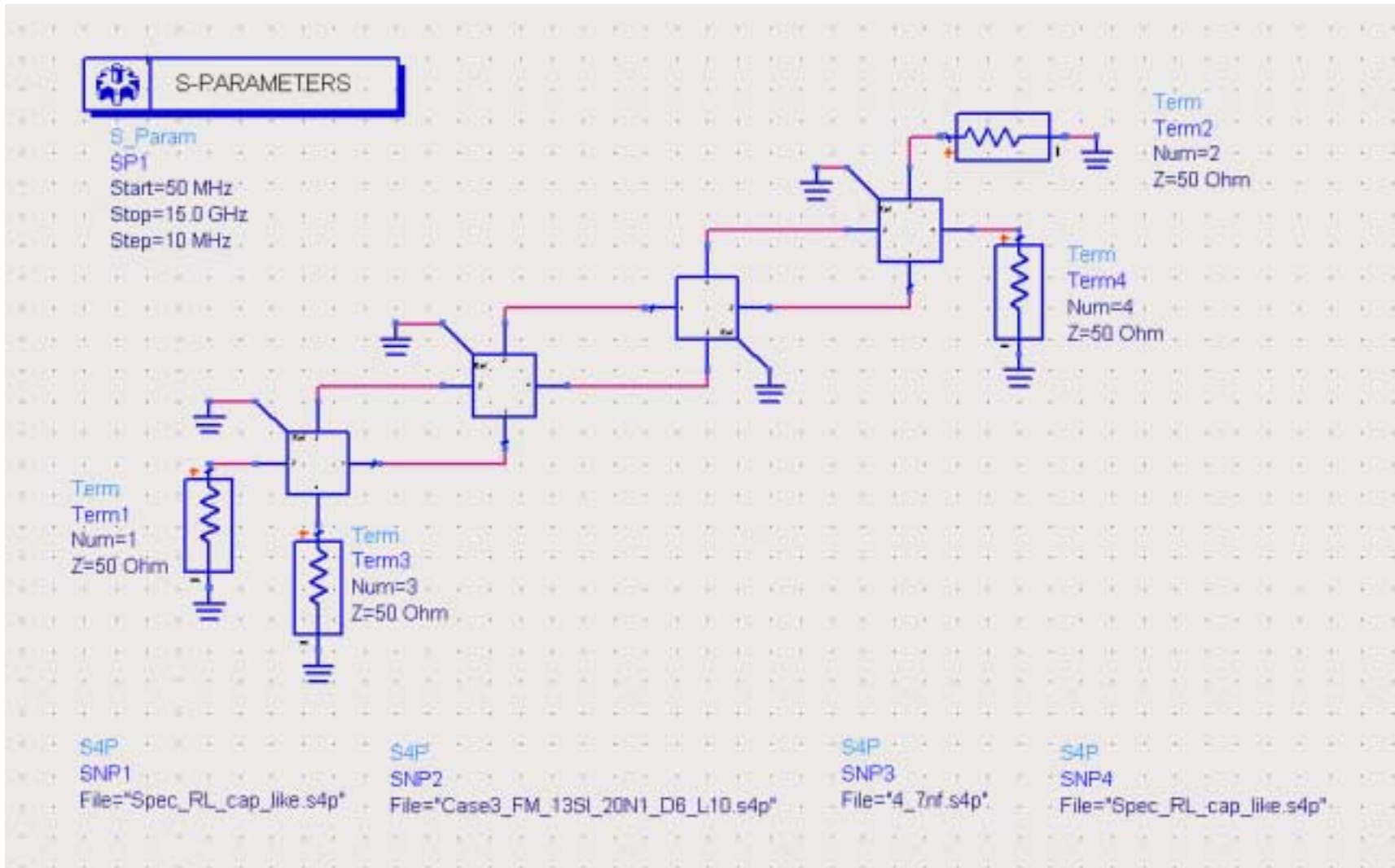


Cascading S-Parameters

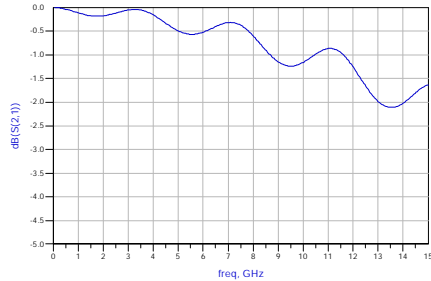
1. Used ADS (Agilent's Advanced Design System) to input the individual .s4p files for a TX package, a linecard/backplane/linecard, a coupling capacitor, and an RX package
2. Created a schematic that cascades the individual .s4p files with Ad Hoc port conventions
3. Added an S-Parameter simulation that stimulates the cascade to generate a global .s4p file
4. This could be iterated with every component permutation
5. For this proof of concept, I used:
 - a. Rich's Spec_RL_cap_like.s4p for the package
 - b. John's Tyco thru channel data for the backplane
 - c. My 4_7nf.s4p for the coupling capacitor



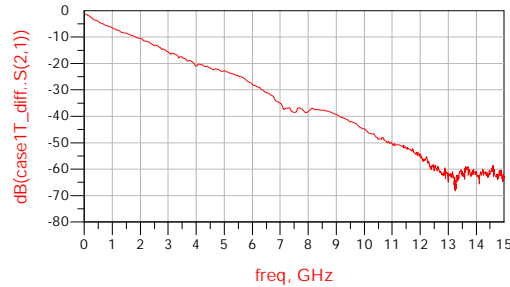
Example ADS Cascading Schematic



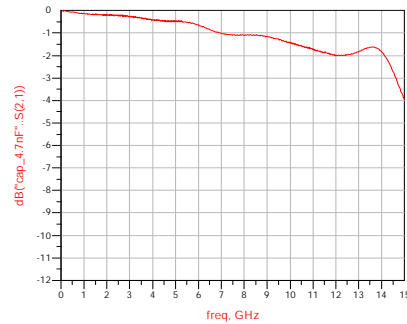
SDD21 and SDD11 of Channel Sections



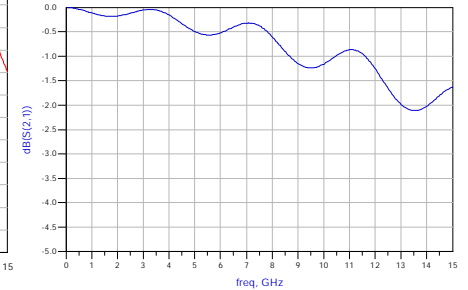
Package SDD21



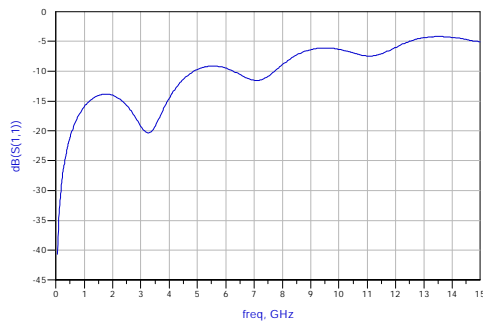
Backplane +
linecards SDD21



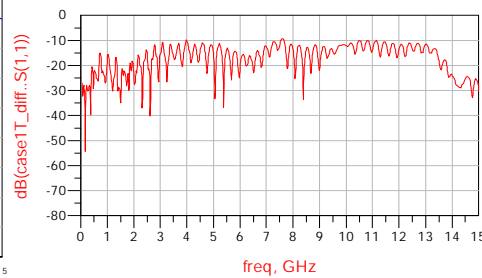
Coupling cap
SDD21



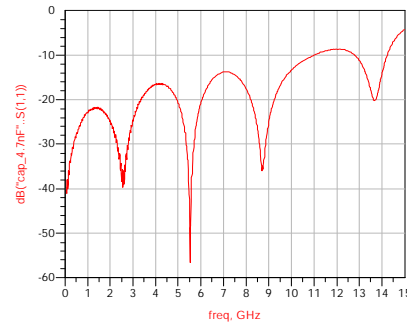
Package
SDD21



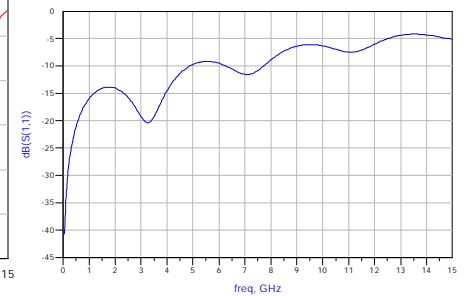
Package SDD11



Backplane +
linecards SDD11



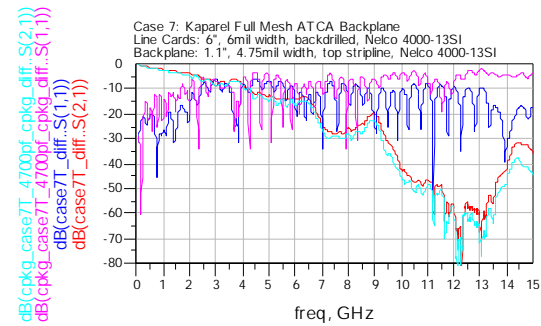
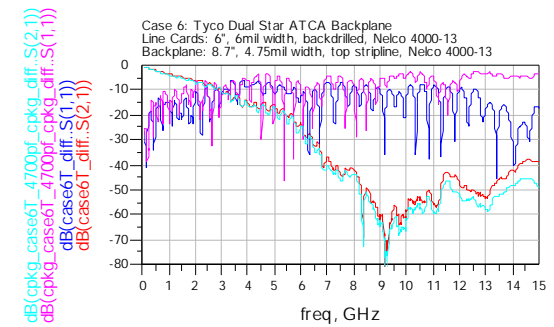
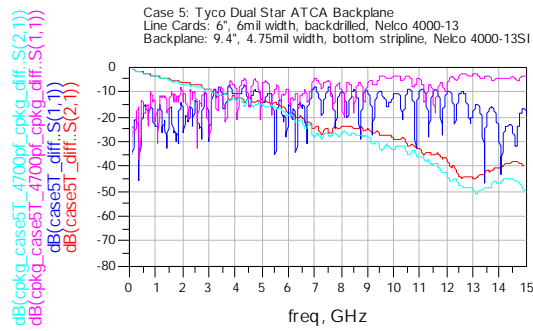
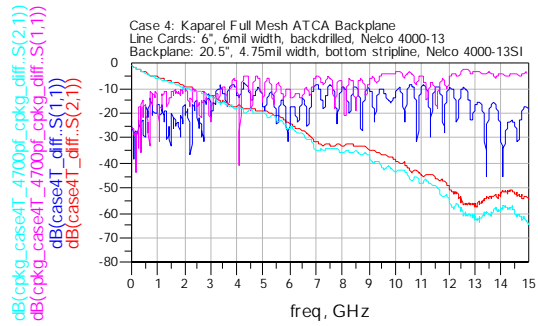
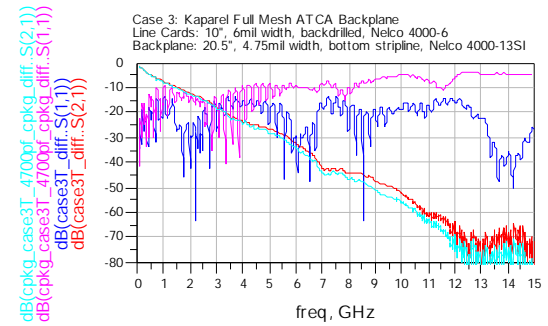
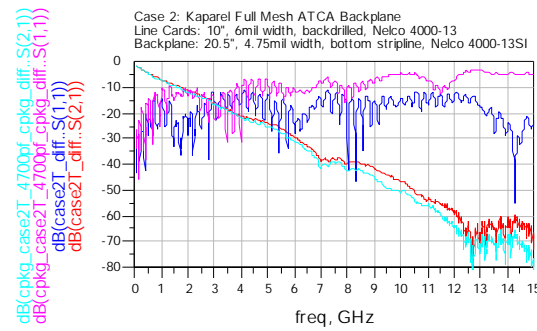
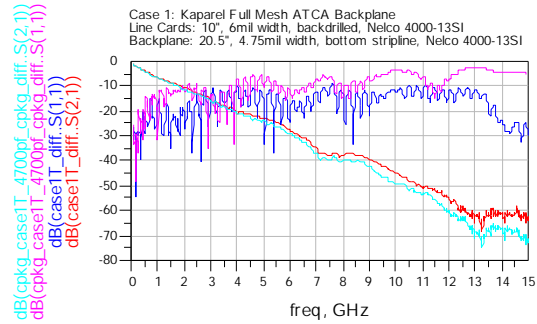
Coupling cap
SDD11



Package SDD11



SDD21 & SDD11 of Backplane vs. Cascade



Conclusions

- For insertion loss, the cascaded S-parameters were a few dB worse than the backplane and lossier with frequency increase.
- For return loss, the cascaded S-parameters were consistently worse especially at high frequencies. The consistency is due to the accumulated IR losses of the cascaded system.
- StatEye BER testing remains to be completed.
- Re-reflection Pulse Analysis remains to be completed.
- Correlation between StatEye and Re-reflection Pulse Analysis remains to be completed.

