




Big Ticket Item supporting Data for 10km 8x50G NRZ

Atsushi Takai, Oclaro Japan, Inc



Big Ticket Items

- This contribution provides:
 - Rx sensitivity using commercial available ROSA (Oclaro)
 - Dispersion penalty using commercial available EML TOSA (Oclaro)
 - Receiver feasibility using CMOS CDR test chip (Credo)

| Item | Proposal | BTI Actions |
|--------------|-------------------------------|--|
| 10km SMF PMD | Cole_3bs_01_0115.pdf (NRZ) | Evaluate Coupling between electrical and optical interfaces RX Technical feasibility Dispersion penalty worst case (in SMF ad hoc) TDP. MPI RX sensitivity More Test results (prefer real data on all proposals) |
| | Kojima_3bs_01a_0115.pdf (NRZ) | Evaluate Coupling between electrical and optical interfaces RX Technical feasibility Dispersion penalty worst case (in SMF ad hoc) TDP. MPI RX sensitivity More Test results (prefer real data on all proposals) |

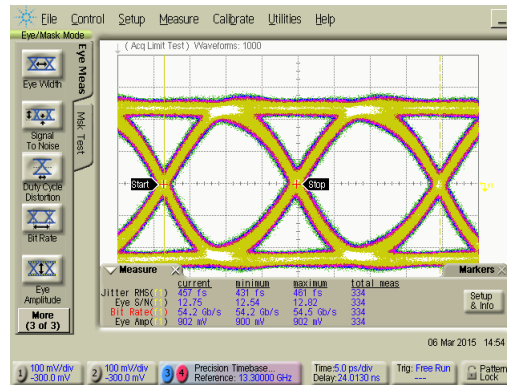
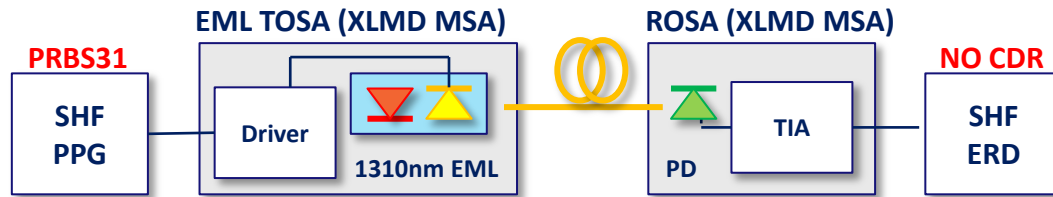
bti_3bs_01_0315.pdf

Experiment

- 53.2Gbit/s Transmission experiment
 - Commercial available 1310nm EML TOSA and ROSA (Oclaro)
 - High speed PPG and Error detector (SHF)
 - PRBS31 No-FEC
- 50Gbit/s transmission experiment using CMOS CDR test chip
 - Commercial available 1310nm EML TOSA and ROSA (Oclaro)
 - High speed NRZ CDR test chips (Credo)
 - PRBS31 pattern generation and error detection in the test chip
 - Dispersion penalty measurement using different fibers and EML wavelengths

1310nm 53Gbit/s NRZ Transmission

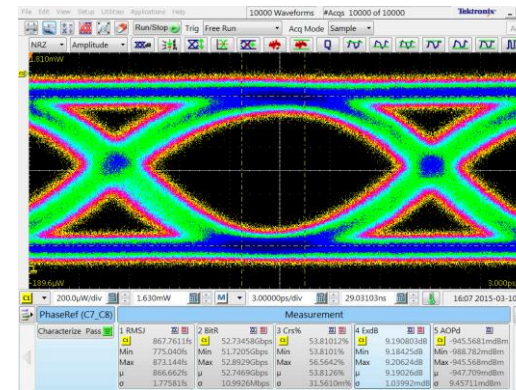
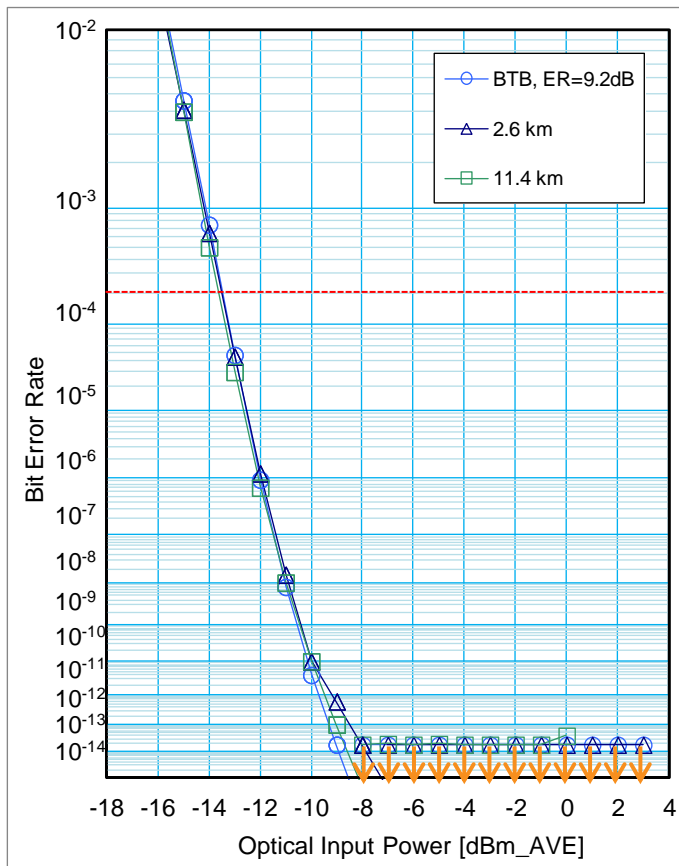
- 53.2Gbit/s transmission experiment using 1310nm EML TOSA
 - PRBS31, No-Equalization, No-CDR
 - Er=8.93dB



Electrical input

Experimental Result: 1310nm 53.2Gbit/s NRZ Transmission

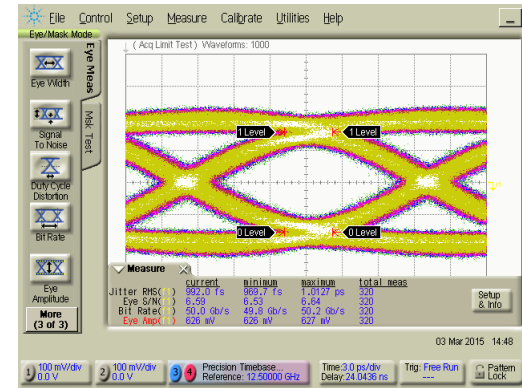
- 53.2Gbit/s transmission experiment using 1310nm EML TOSA
 - No error floor down to $2e-14$
 - BER curve bent was observed at low BER of $<1e-11$ due to No-CDR




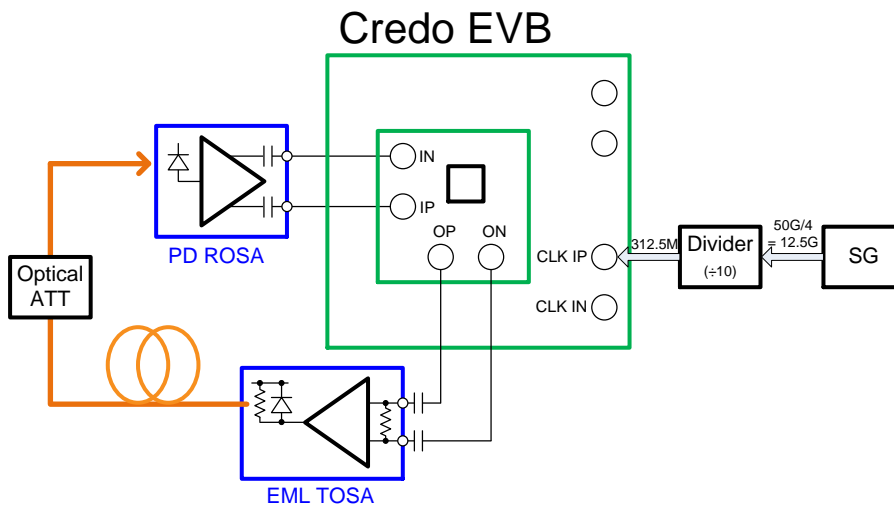
Optical output (Filtered)

Experiment using Oclaro TOSA/ROSA and Credo CDR

- Credo CDR test chip
 - On chip PPG and ERD
 - 50Gbit/s NRZ PRBS31
- Three fiber cables
 - 2.6km SMF
 - 10km Furukawa fiber (shirao_3bs_01a_0315)
 - 24.3km SMF

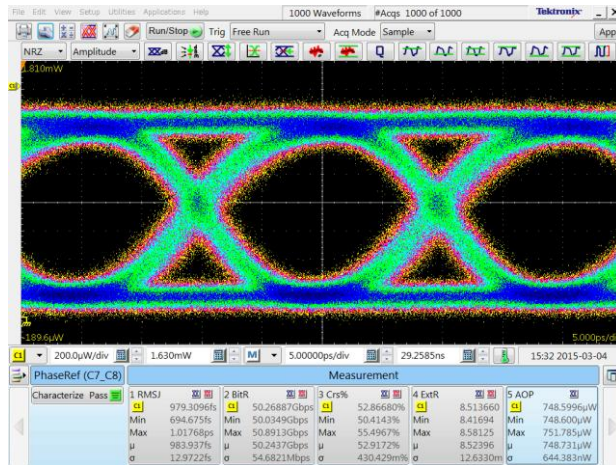
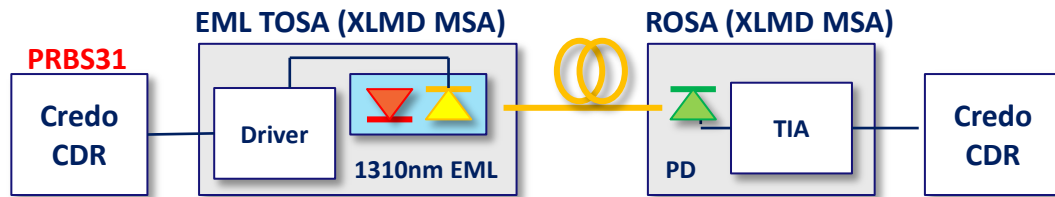


Electrical Waveform

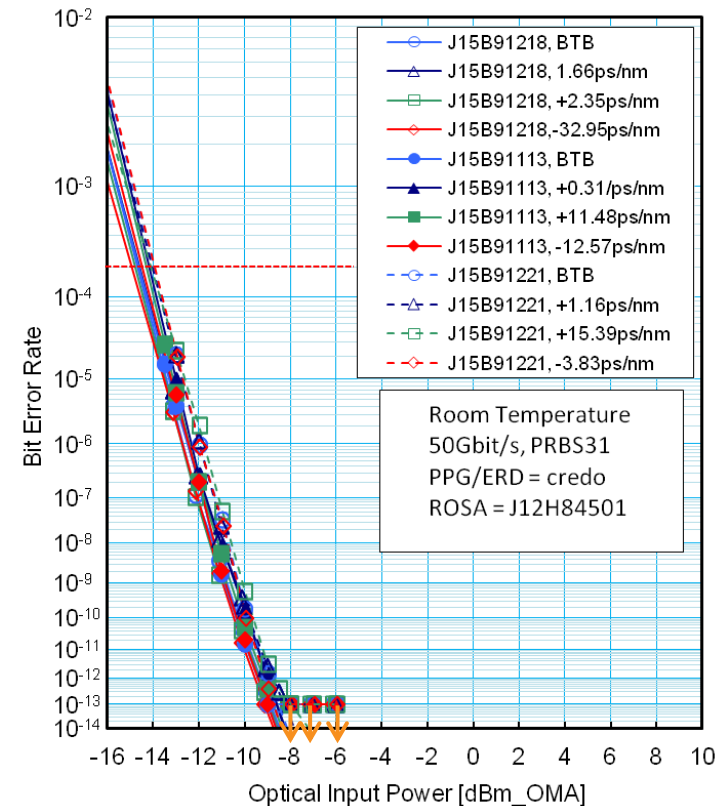


Measurement Result

- No error floor confirmed BER of down to $1e-13$
 - PRBS31, No-FEC
- OMA sensitivity of $<-14\text{dBm}$ was obtained

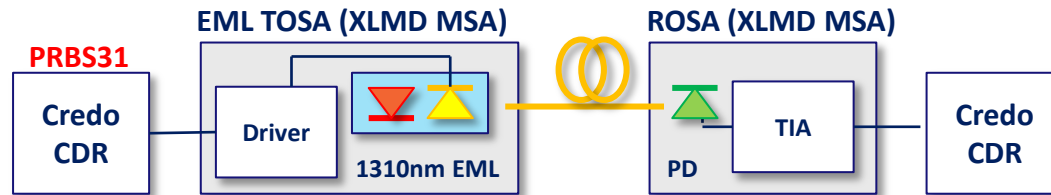


Optical Waveform



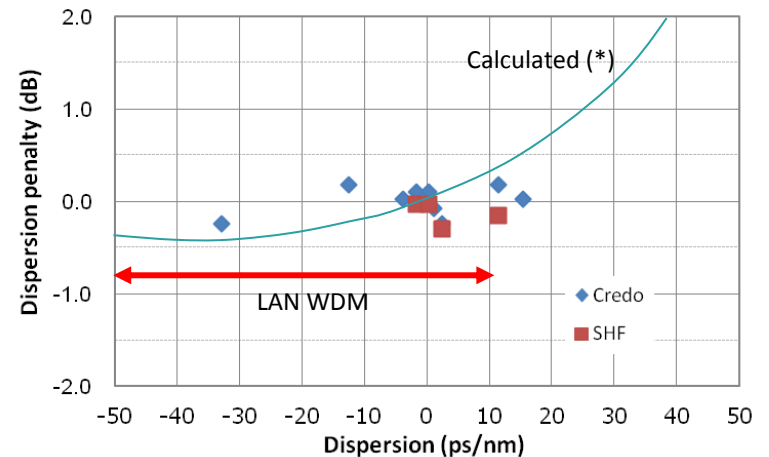
Dispersion Penalty

- Less than 1dB penalty within expected dispersion for LAN WDM wavelengths



Samples, wavelengths, B-to-B Sensitivities and three fiber dispersions (ps/nm)

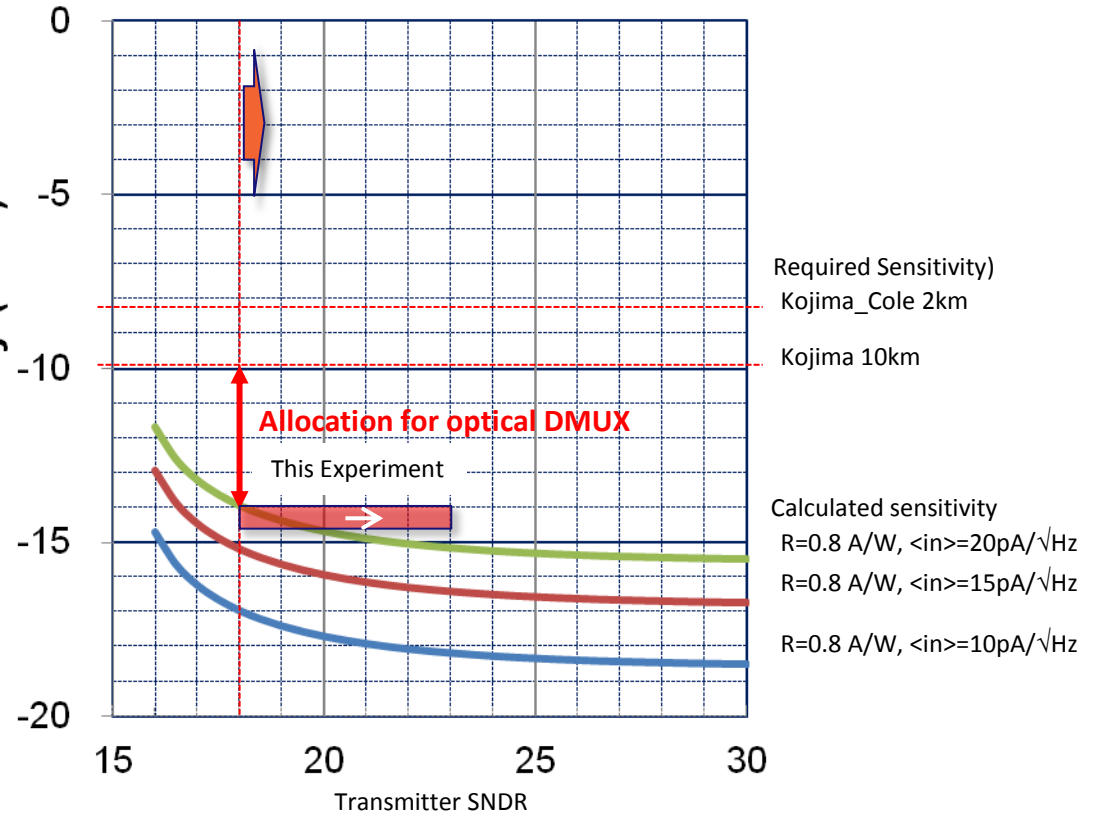
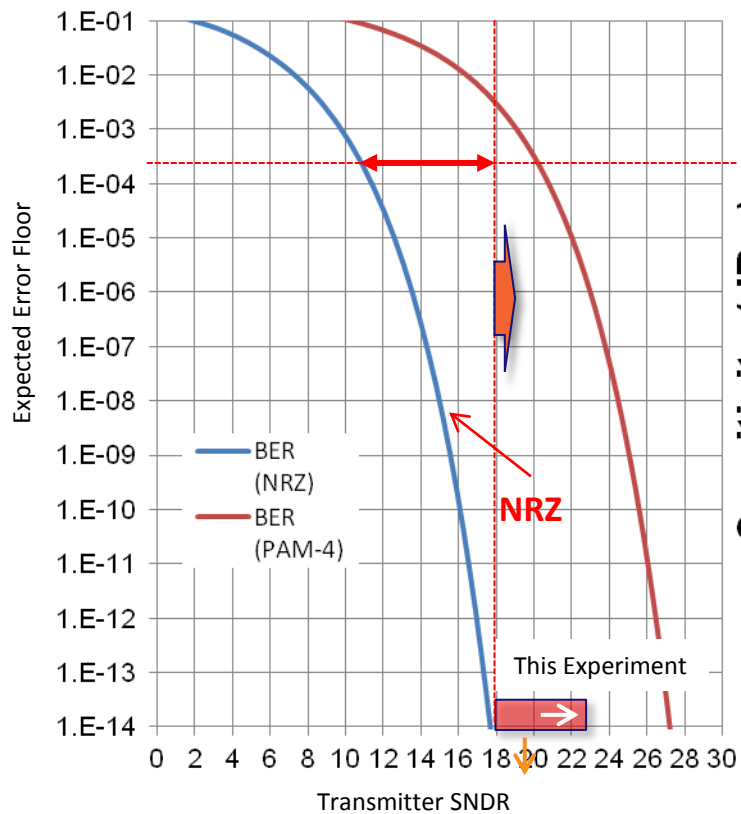
| | J15B91218 | J15B91113 | J15B91221 |
|------------|-----------|-----------|-----------|
| Wavelength | 1296.2 nm | 1305.4 nm | 1309.4 nm |
| B2B Pr OMA | -14.7 dBm | -14.6 dBm | -14.0 dBm |
| 2.6km SMF | -1.66 | 0.31 | 1.16 |
| 10.0km SMF | 2.35 | 11.48 | 15.39 |
| 24.3km SMF | -32.95 | -12.57 | -3.83 |



(*) shirao_3bs_01a_0315

Discussion on Experimental Result

- >3dB margin of estimated SNDR: No error floor level even down to BER of 2×10^{-14}
 - Estimated SNDR > 18dB (expected SNDR is 21-23dB by calculation)
- 4dB margin of OMA sensitivity: Allocation for optical DMUX
 - Use of wider bandwidth TIA with $15 \text{ pA}/\sqrt{\text{Hz}}$ will increase the margin



Thank you