

Baseline proposal for 50G single-wavelength

Yong Guo, ZTE
Dekun Liu, Huawei
Junwen Zhang, ZTE

- ❑ Wang Bo, Zhang Dezhi, China Telecom
- ❑ Shao Yan, Zhou XiaoXia, China Unicom
- ❑ Zhang Dechao, Wang Lei, China Mobile
- ❑ Cheng Qiang, CAICT
- ❑ Wang Suyi, Fiberhome
- ❑ Stanley Shuai, Breezen Guo, Sourcephotonics
- ❑ Zhang Hua, Zhao Qisheng, Hisense
- ❑ Chen Xuguang, Accelink
- ❑ Zhu Huang, Superxon
- ❑ Ye Zhicheng, Huawei
- ❑ Wey Jun Shan, Yuan Liquan, ZTE
- ❑ ...

- ❑ In Berlin meeting, a joint contribution (wangbo_3ca_2_0717) proposed to start 50G single-wavelength in IEEE p802.3ca.

- ❑ In Berlin meeting, motion #6 was passed.
 - The Task Force should analyze and compare the following solutions for 50G PON and choose the best one for 50G EPON:
 1. Single wavelength TDM-PON with 50Gb/s line rate,
 2. Two-wavelength TDM/WDM-PON with 25Gb/s line rate per lane.

- ❑ 50G single-wavelength TDM-PON is the requirement of a big potential EPON market (Zhang_3ca_1_0318), also a good convergence with ITU-T 50G PON.

- ❑ This contribution presents a baseline proposal for 50G single-wavelength in IEEE p802.3ca.

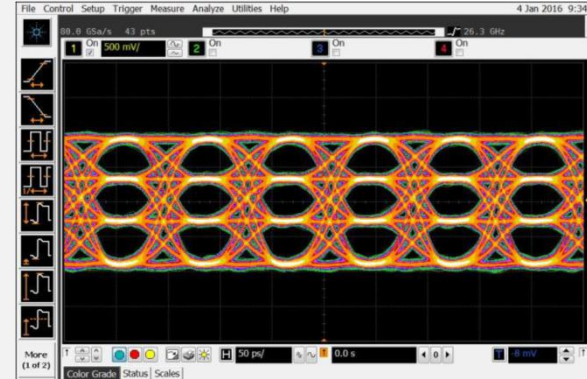
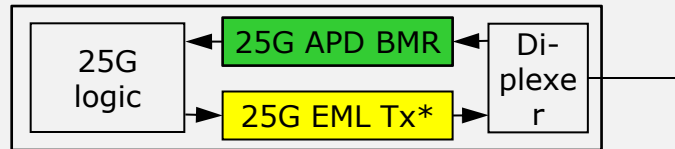
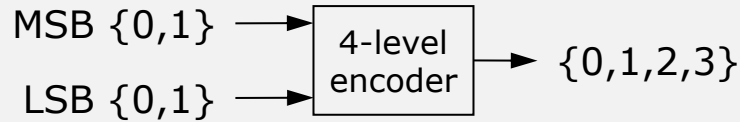
Candidates for 50G single-wavelength

- Two candidates for 50G single-wavelength
 1. 50G PAM4 at 25G Baud
 - working with 25G optics in 4-level detection
 - DSP at both Tx and Rx for pre/post equalization and clock recovery
 2. 50G NRZ at 50G Baud with MLSE
 - working with 25G optics in 2-level detection
 - DSP at both Tx and Rx for pre/post equalization, MLSE and clock recovery
- Many contributions in past meetings showed technical feasibility of 50G single-wavelength.

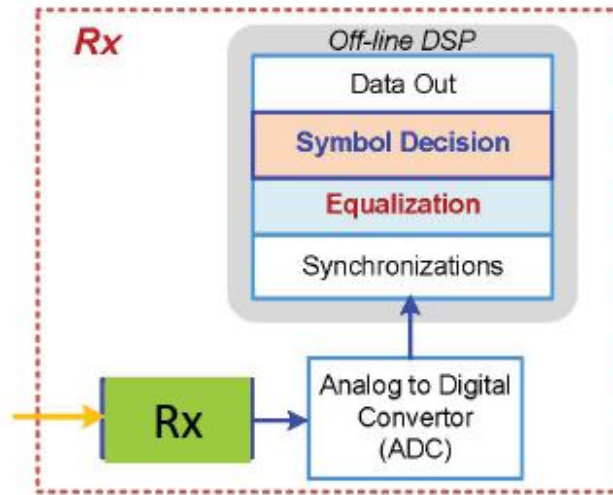
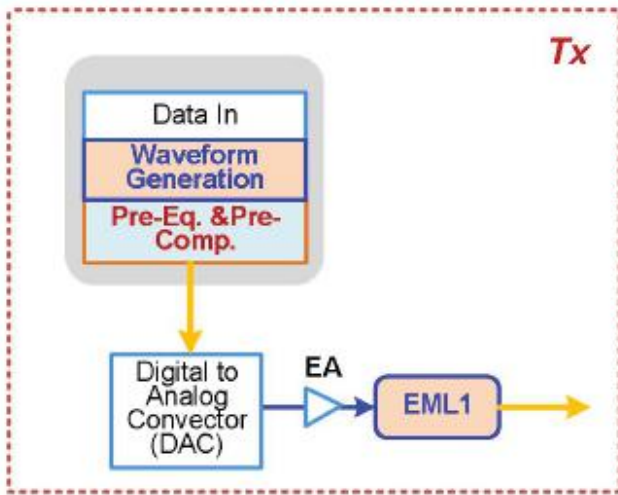
1. 50G PAM4
2. 50G NRZ

Trasceiver setup for 50G PAM4 (25G Baud)

50G PAM-4



liu_3ca_2a_0917

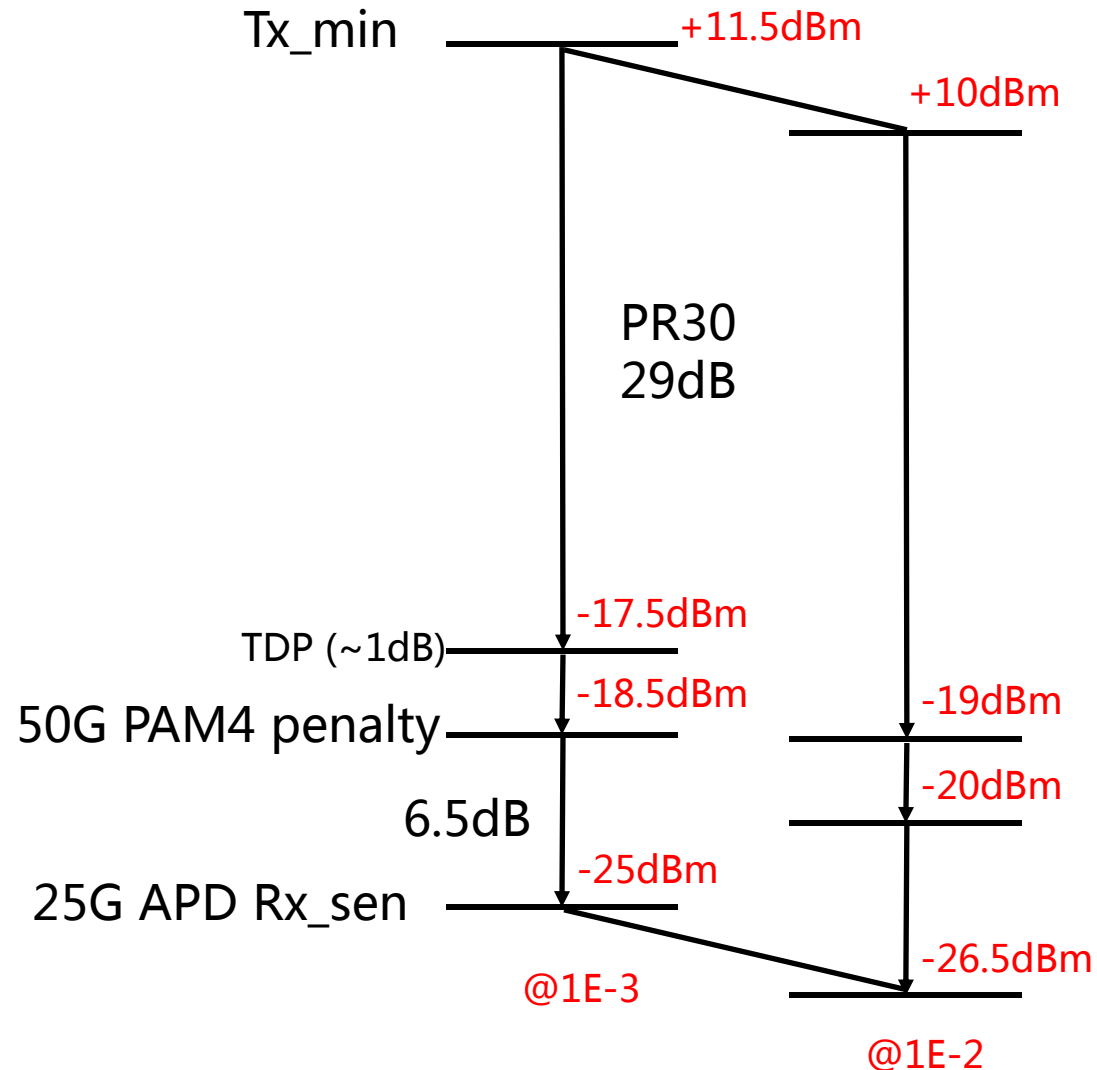


zhang_junwen_3ca_1_1117

Test parameters & results for 50G PAM4

	Contributor	Parameters	Tested Rx Sensitivity
50G PAM4 (25G Baud)	liu_3ca_2a_1117	25G EML: 1310nm 3dB BW~18.75GHz Tx power ~+5dBm 25G APD: 3dB BW~18.75GHz	-20.7dBm@1E-3 -23dBm@1E-2
	zhang_junwen_3ca_1_1117	25G EML: O-band 3dB BW~20GHz Tx power ~2.5dBm 25G APD: 3dB BW~18GHz	-20dBm@1E-3 -23dBm@1E-2

Proposed power budget for 50G PAM4 (25G Baud)



- -25dBm@1E-3 for 25G APD after 2020
 - harstead_3ca_5_0117
 - liu_3ca_2a_1117
- 1.5dB optical gain for enhance FEC, e.g., LDPC
 - laubach_3ca_3a_0118
- 5.5dB~7dB penalty between 50G PAM4 and 25G NRZ
 - liu_3ca_2a_1117
 - zhang_junwen_3ca_1_1117
- 0.5dB~1dB TDP after dispersion compensation by DSP
 - zhou_3ca_1_0318

EML+SOA: 25G Tx launch power and ER responses

liu_3ca_4_0517

	25G EML		25G cooled DML		25G uncooled DML		25G EML+SOA	
	Power (dBm)	ER (dB)	Power (dBm)	ER (dB)	Power (dBm)	ER (dB)	Power (dBm)	ER (dB)
vendor 1	3~4	8	7	4.5	5~6	4.5	7 (note 1)	8
vendor 2	3	8	5	5	4	4	7	8
vendor 3	4	6	4	4	xx	xx	6~7	6
vendor 4	2.5	8	5.8	4	xx	xx	xx	xx
vendor 5	4.3	8	5.5	4.5	4	4	7	7
vendor 6	4.5	8	6	5	4	4	x	x

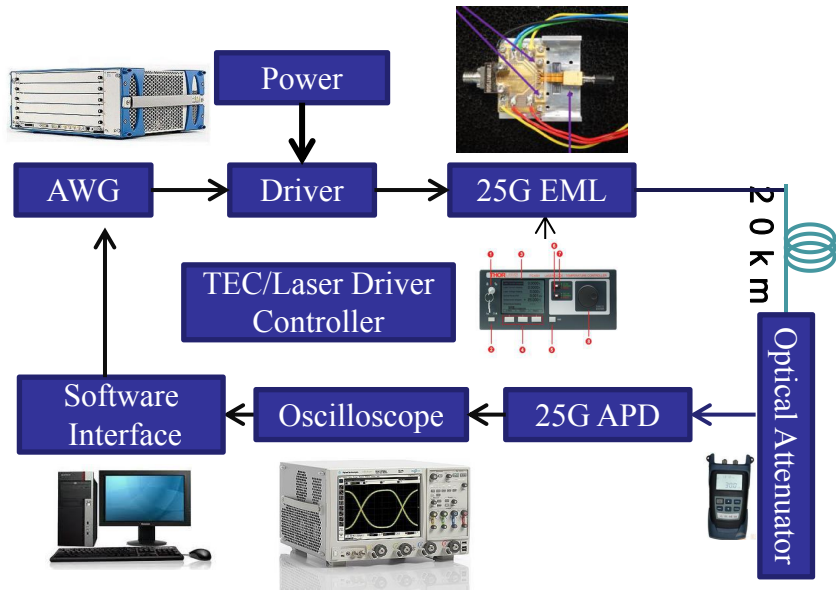
Note 1: Proposed to add one more option 10~11dBm with the relative cost ~20 (Assuming develop a new device specially optimized in future)

harstead_3ca_3_0917

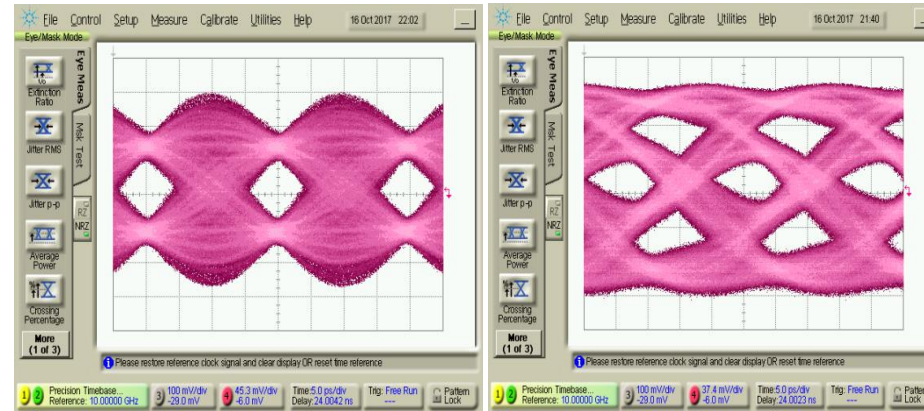
AVPmin (dBm)	number	mean	σ
EML	6	4.6	0.7
EML+SOA	3	8.7	2.0
cooled DML	6	6.5	0.5
uncooled DML	5	4.7	1.0
ER (dB)			
EML	6	7.5	0.8
EML+SOA	3	7.3	1.2
cooled DML	6	5.2	1.0
uncooled DML	5	4.6	0.7

1. 50G PAM4
- 2. 50G NRZ**

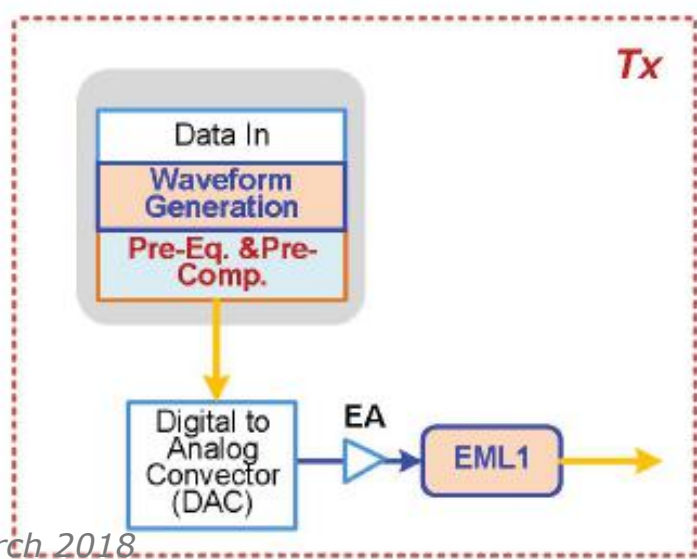
Transceiver setup for 50G NRZ (50G Baud)



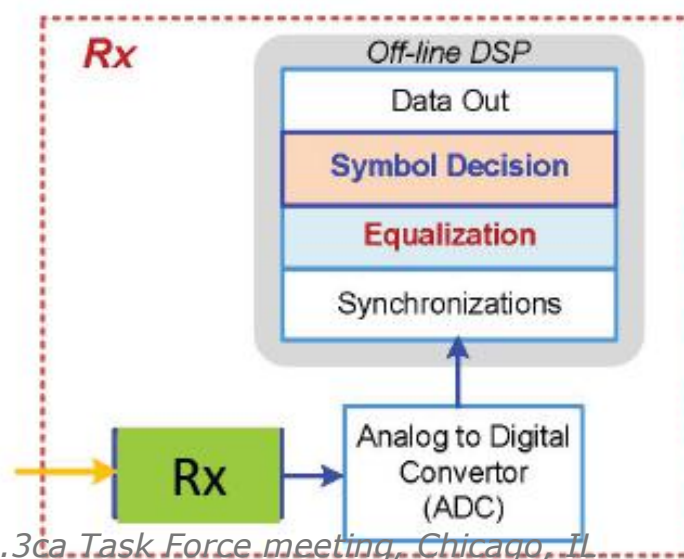
Electronic eye diagram Optical eye diagram



liu_3ca_2a_1117



5 March 2018



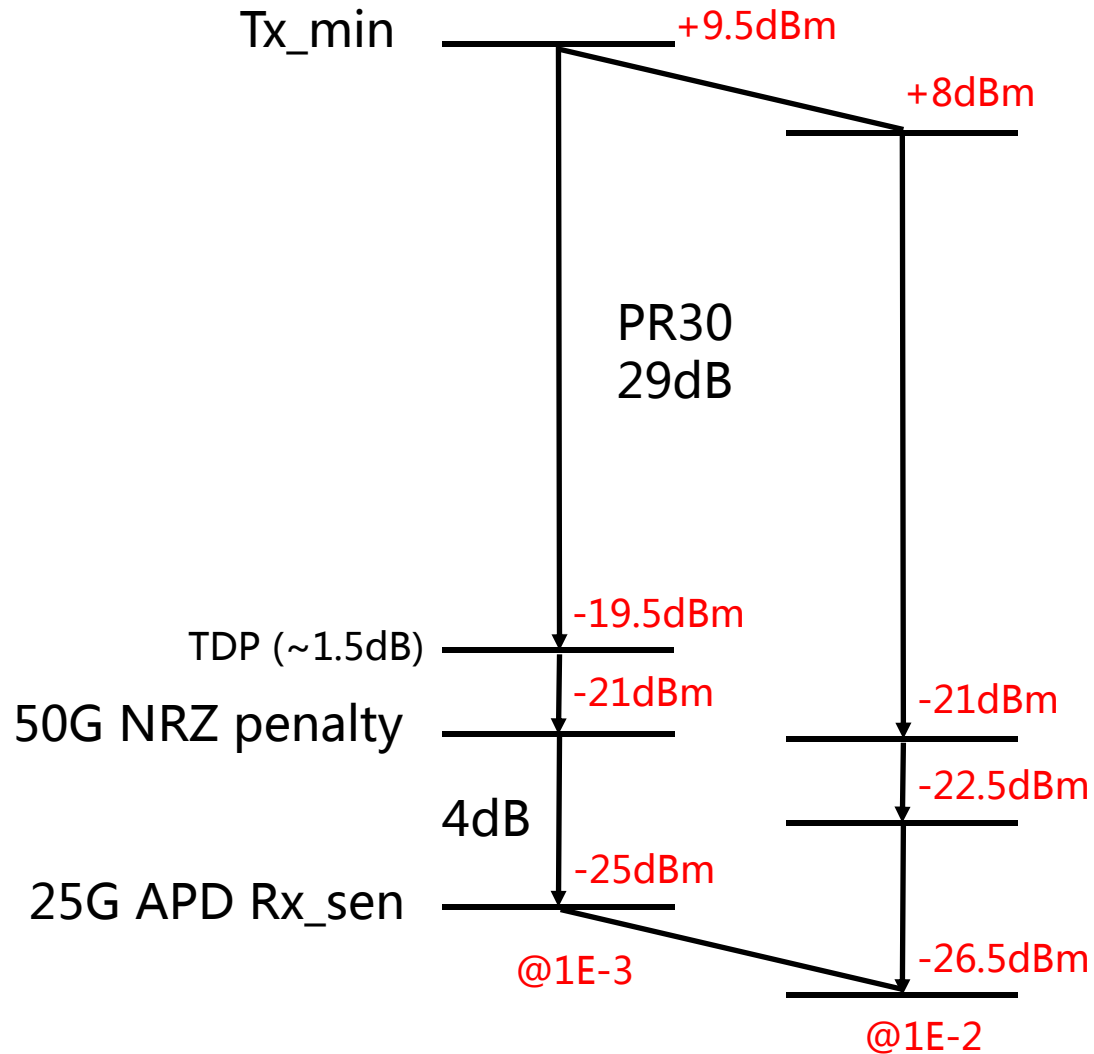
IEEE p802.3ca Task Force meeting, Chicago, IL

zhang_junwen_3ca_1_1117

Test parameters & results for 50G NRZ

	Contributor	Parameters	Tested Sensitivity
50G NRZ/DSP	liu_3ca_2a_1117	25G EML: 1310nm 3dB BW~18.75GHz Tx power ~4dBm 25G APD: 3dB BW~18.75GHz DSP: DFE/FFE/MLSE	-25dBm@1E-3 -27.5dBm@1.4E-2
	zhang_junwen_3ca_1_1117	25G EML: O-band 3dB BW~20GHz Tx power ~2.5dBm 25G APD: 3dB BW~18GHz DSP: DFE/FFE/MLSE	-23dBm@1E-3 -24.5dBm@1E-2

Proposed power budget for 50G NRZ (50G Baud)

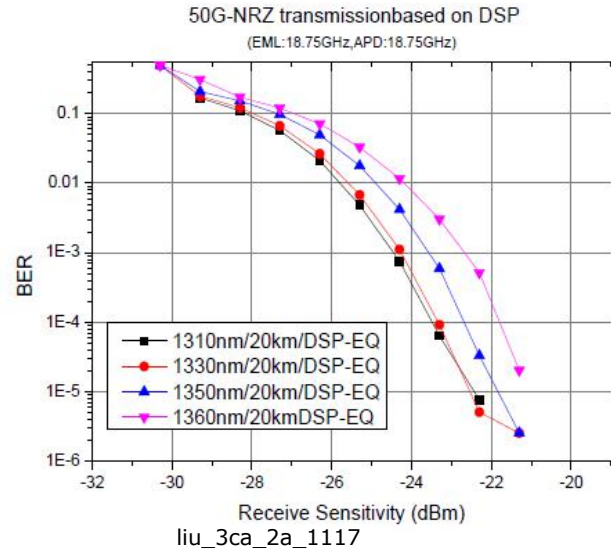


- -25dBm@ 10^{-3} for 25G APD after 2020
 - harstead_3ca_5_0117
 - liu_3ca_2a_1117
- 1.5dB optical gain for enhance FEC, e.g., LDPC
 - laubach_3ca_3a_0118
- 3dB~5dB penalty between 50G NRZ and 25G NRZ
 - liu_3ca_2a_1117
 - zhang_junwen_3ca_1_1117
- 1dB~1.5dB TDP after dispersion compensation by DSP
 - zhou_3ca_1_0318

Wavelength plan for 50G single-wavelength

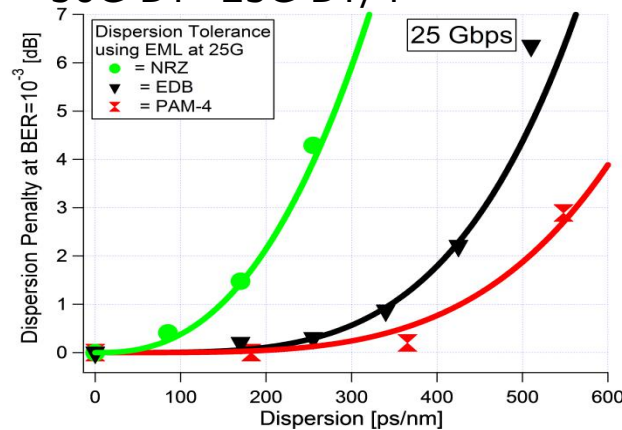
Wavelength Plan for 50G single-wavelength

50G NRZ dispersion penalty with EQ



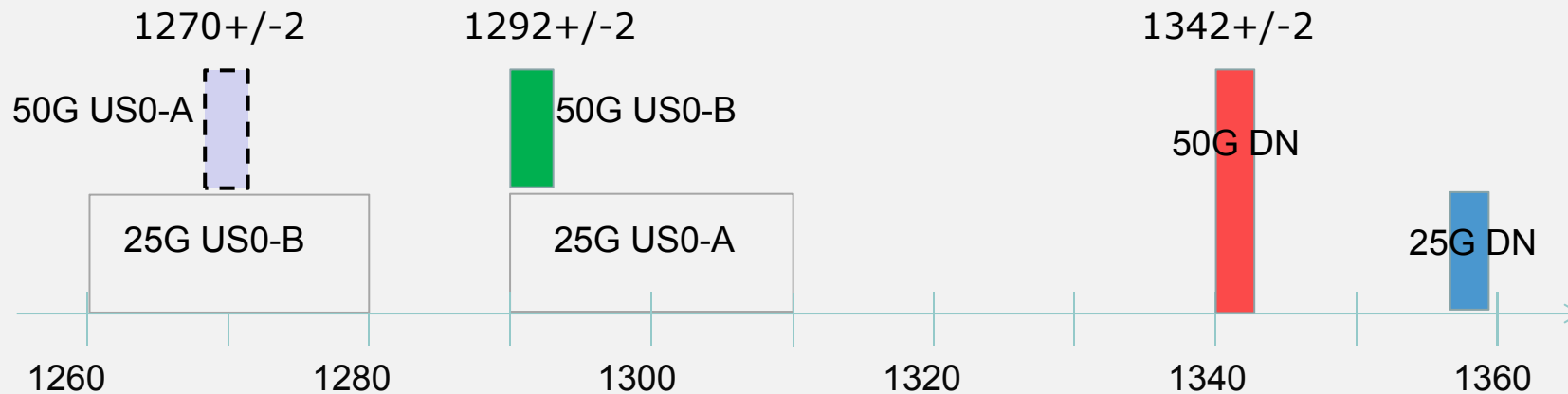
25G dispersion tolerance w/o DC

As a first approximation,
50G DT=25G DT/4



V. Houtsma, D. van Veen, "A Study of Options for High-Speed TDM-PON Beyond 10G", J. Lightwave Tech., Feb. 2015.

- 50G per wavelength dispersion penalty in O- band is very small
- DP in 1340nm for PAM4 and EDB is tolerable (~1dB)
- DP in 1340nm for NRZ is manageable after EQ



- ❑ Two solutions for 50G single-wavelength
 - 50G PAM4 at 25G Baud
 - 50G NRZ at 50G Baud with MLSE
- ❑ Downstream PMD proposal for 50G single-wavelength

	Proposed Tx Power	Proposed Sensitivity	Wavelength
50G PAM4 (25G Baud)	+10dBm	-20dBm@1E-2	DS:1342+/- 2 nm US:
50G NRZ/DSP (50G Baud)	+8dBm	-22.5dBm@1E-2	Option 1: 1270+/-2nm Option 2: 1292+/-2nm

Motion (1)

P802.3ca shall adopt 1 X 50Gb/s as the solution for 50G-EPON.

Moved: Yong Guo

Second: Dekun Liu

For:

Against:

Abstain:

Motion (2)

Adopt 1342+/-2nm as the downstream wavelength plan for 1x50G-EPON.

Moved: Yong Guo

Second: Dekun Liu

For:

Against:

Abstain:

Motion (3)

100G-EPON

Adopt 50GBaud NRZ or 25GBaud PAM4 modulation format at the transmitter for 1x50G-EPON downstream.

Moved: Yong Guo

Second: Dekun Liu

For:

Against:

Abstain:

Adopt the following wavelength plan for 1x50G-EPON upstream:

Option 1: 1270+/-2nm

Option 2: 1292+/-2nm

Moved: Yong Guo

Second: Dekun Liu

For:

Against:

Abstain:

Thank you

		Components	Tested Sensitivity
50G NRZ (50G Baud)	liu_3ca_2a_1117	50G EML and APD (37.5G Hz)	-25.3 @1E-3
50G EDB (50G Baud)	liu_3ca_2a_1117		
	zhang_junwen_3ca_1_1117		-22dBm@1E-3 -24dBm@1E-2
50G PAM4 (25G Baud)	liu_3ca_2a_1117	25G EML 25G APD	-20.7dBm@1E-3 -23dBm@1E-2
	zhang_junwen_3ca_1_1117	25G EML, 3dB BW~20GHz 25G APD: 3dB BW~18GHz	-20dBm@1E-3 -23dBm@1E-2
50G NRZ/DSP	liu_3ca_2a_1117	25G EML & 25G APD DFE/FFE/MLSE	-25dBm@1E-3 -27.5dBm@1.4E-2
	zhang_junwen_3ca_1_1117	25G EML, 3dB BW~20GHz 25G APD: 3dB BW~18GHz	-23dBm@1E-3 -24.5dBm@1E-2