

Serial 10 Gbit/s Transceiver Link Performance Analysis

Piers Dawe
Hewlett Packard Company
Fibre-Optic Communications Division
White House Road
Ipswich, England IP1 5PB
+ 44 (0)1473 465654
email : piers_dawe@hp.com



Serial 10 Gbit/s Transceiver Link Performance Analysis

Wednesday, June 02, 1999
1

Is 10 G difficult with today's technology ?

- Mostly theoretical analysis
- Restricted to 1300nm, single mode, direct modulation
- Some comparisons with OC-48, OC-192, GbE
- Analysis by signal/noise ratio and jitter
- Predicts possible viable link specification scenarios
- Points to critical aspects of technology



Serial 10 Gbit/s Transceiver Link Performance Analysis

Wednesday, June 02, 1999
2

Likely issues to worry about

- Speed of electronics
- Speed of optoelectronics
- Dispersion
- Noise in electronics
- Noise in laser
- Interference

Maximum launch power set by safety limits

Thermal, packaging, supply voltage issues not covered here



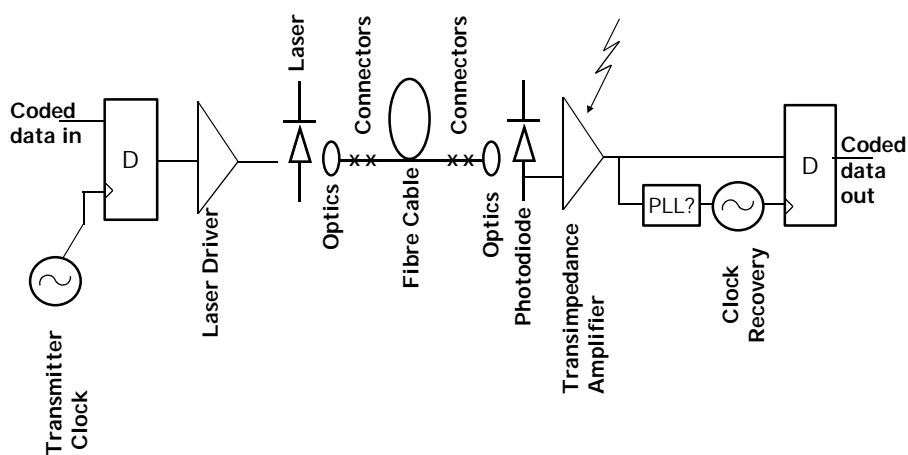
Comparison of SONET and Ethernet			
	SONET	GbE	
	STM-16 interoffice ~OC-48	1000BASE-LX single mode	
Payload data rate	2.378	1.000	Gbit/s
Line rate expansion	90/86	10/8	
Line rate	2.488	1.250	Gbit/s
Line clock tolerance	+/-4.6	+/-100	ppm
Tx clock jitter	no direct spec, up to 0.1UI?pk jitter can be inherited		UI total pk-pk
Laser wavelength	1266-1360	1270-1355	nm
Spectral width	4	4	rms nm
Tx min. mean power	-10	-11	dBm
Extinction ratio	8.2	9	dBo
RIN	?	-120	dB/Hz
Risetime		0.325	UI
Tx mask eye width	0.2 *	0.25 *	UI
Tx mask eye height	25-75% *	20-80% *	of DC 0, 1
Tx mask width at 50%	0.2 *	0.56 *	UI
Tx jitter generation	0.01		UI rms
Tx jitter generation	0.1 peak	0.341 total pk-pk	UI
Fibre & connector loss	7	4.57	dBo
Fibre cable loss	Not specified	0.5	dB/km
Fibre dispersion minimum	1300-1324 (G.652)	1300-1324	nm
Reach	2	5	km
Total dispersion	12	(~27)	ps/nm
Reflections, return loss	-27, -24	-12	dBo
Rx sensitivity	-18	-19	dBm
Jitter tolerance	0.15		UI pk-pk
At jitter frequencies	>1	>0.637	MHz
Jitter at Rx input	not specified	0.51	UI total pk-pk
Jitter at Rx output	not specified	0.749	UI total pk-pk



Methodology


- Follow signal quality from transmitter clock through driver, laser, optics, fibre, pin diode, preamp and clock recovery.
- Use "Q", similar to signal/noise ratio, as measure of quality.
- If $Q > 7$, bit-error rate $< 10^{-12}$.
- My definition of Q :
worst eye opening after "deterministic" effects
 1 standard deviation of noise.
- Deterministic effects include voltage offsets, limited bandwidth, intersymbol interference, timing offsets.
- Noise effects could be thermal noise, RIN, Jitter, mode partition noise.

Elements of link considered



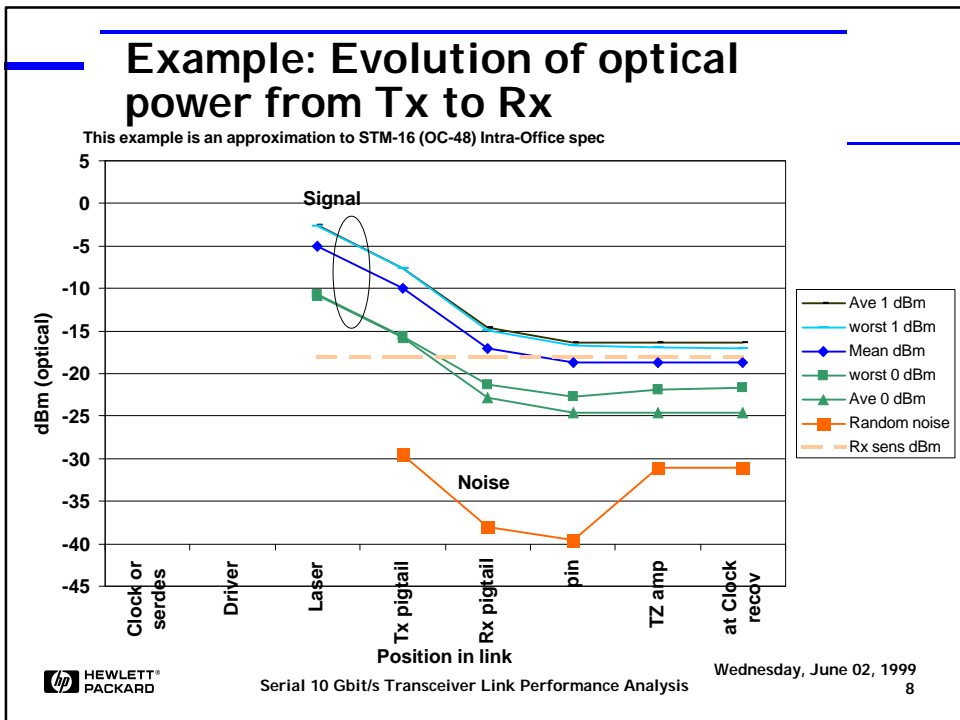
Examples of Impairments

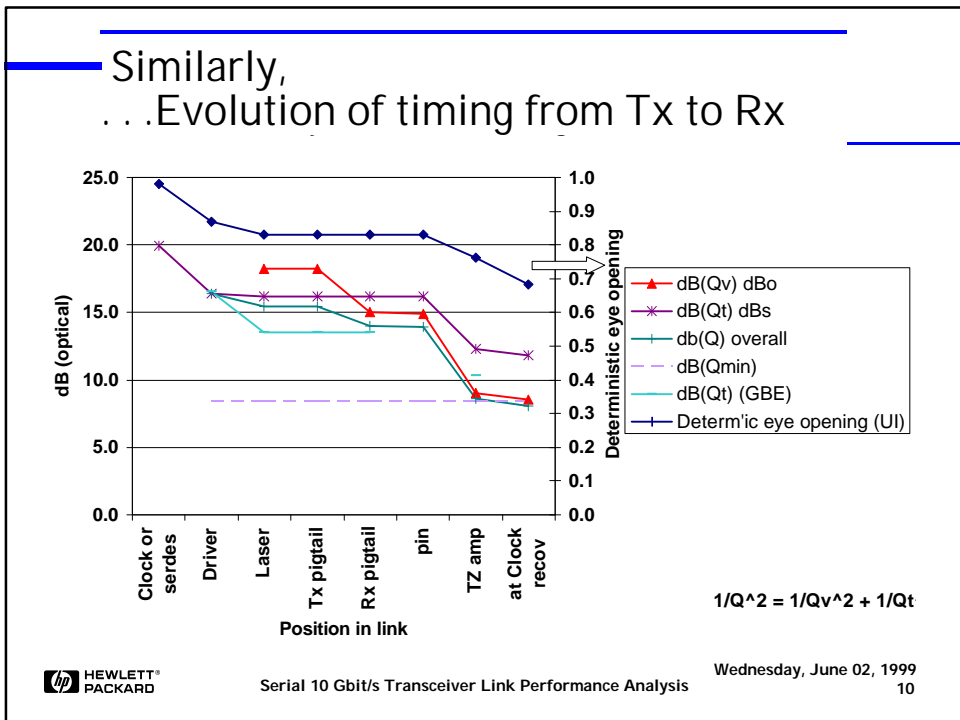
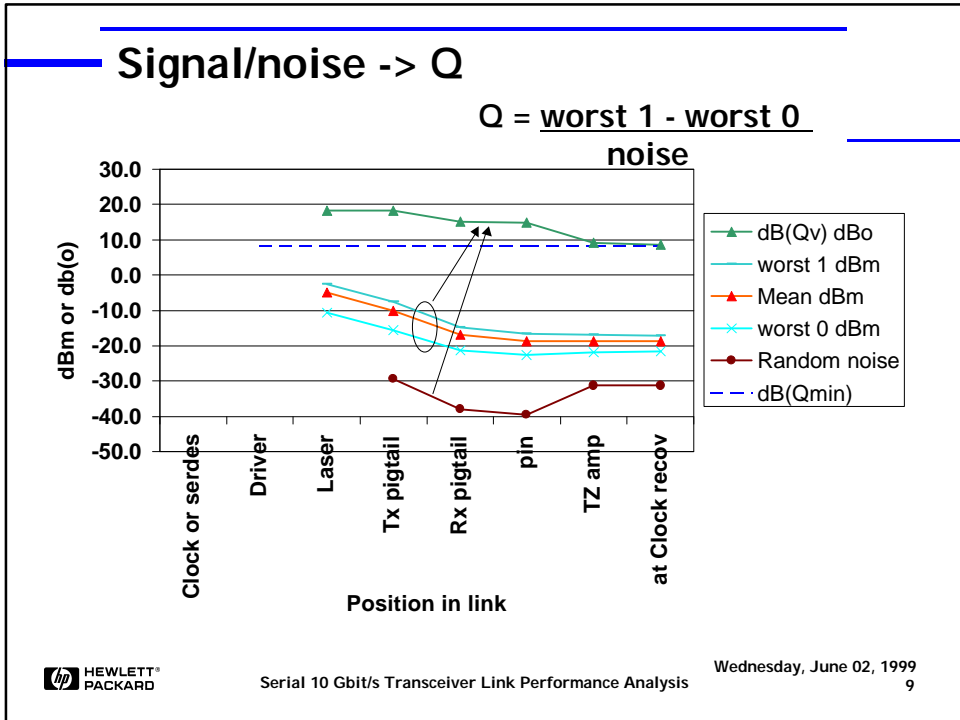
	"Voltage" or "Current"	Timing
Deterministic	Extinction Ratio	Tx duty cycle
Most add or multiply linearly	Bandwidth/rise times Driver Laser Fibre dispersion Photodiode TZ amp Coupling losses Connector losses Fibre attenuation	Distortion affecting timing (e.g. poor group delay) Clock recovery phase offset
Random :	Laser RIN	Transmitter clock jitter
Sum of squares	Mode partition noise Shot noise Rx Thermal noise	Laser jitter Receive clock jitter

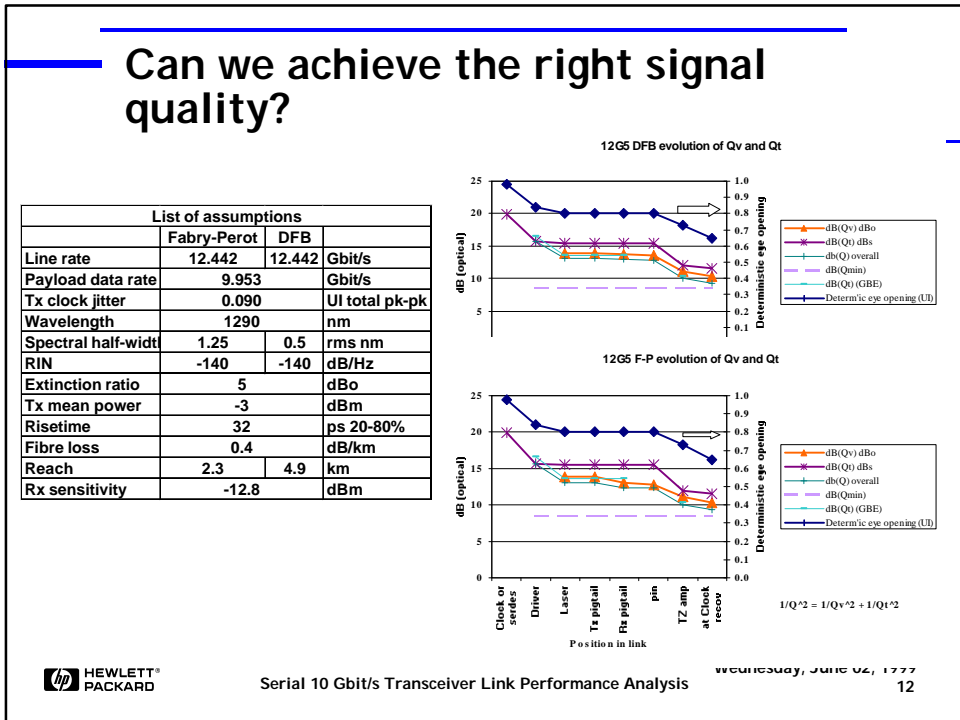
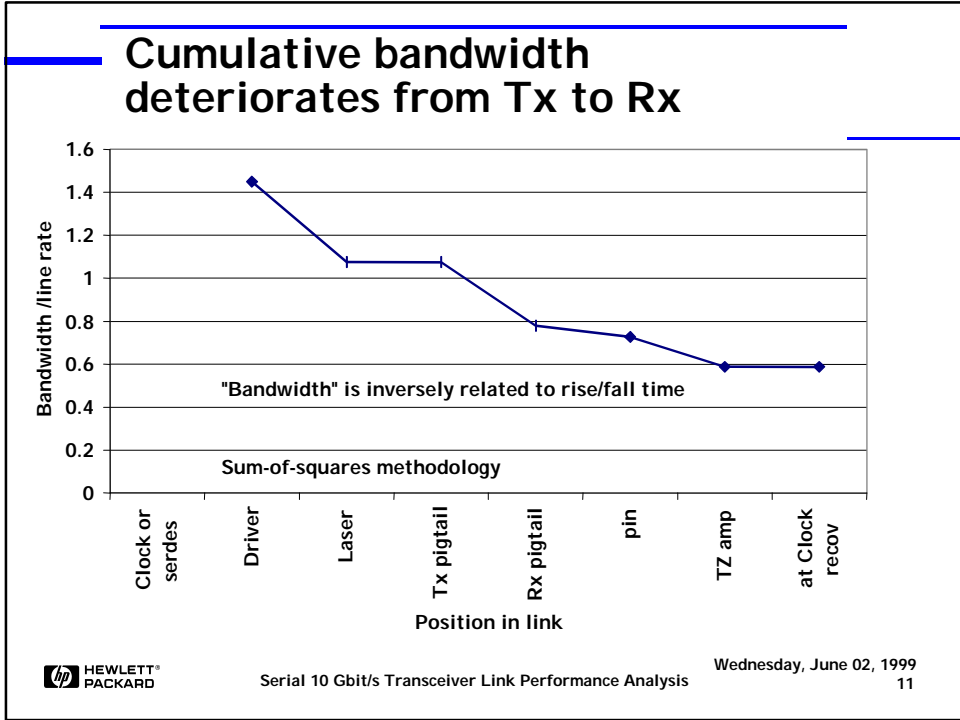


Serial 10 Gbit/s Transceiver Link Performance Analysis

Wednesday, June 02, 1999
7





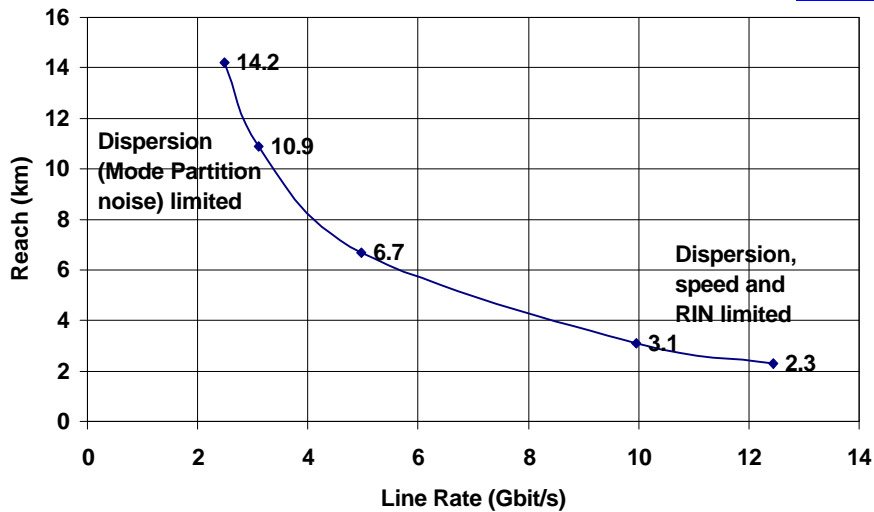


Impact of bit rate

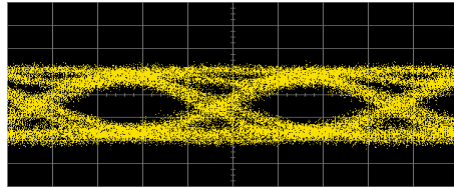
Line rate	2.488	3.110	4.977	9.953	12.442	Gbit/s
Payload data rate	1.991	2.488	4.755	9.511	9.953	Gbit/s
Driver bandwidth	3.7	4.0	6.0	9.3	9.3	GHz
Laser bandwidth	4.0	4.5	6.0	10.6	10.6	GHz
Extinction ratio	8	7	6	5	5	dBo
RIN	-140	-140	-140	-140	-140	dB/Hz
Wavelength	1290	1290	1290	1290	1290	nm
Spectral half-width	1.25	1.25	1.25	1.25	1.25	rms nm
Tx mean power	-3	-3	-3	-3	-3	dBm
Fibre loss	0.4	0.4	0.4	0.4	0.4	dB/km
Rx sensitivity	-20.7	-18.8	-16.8	-13.6	-12.8	dBm
Reach	14.2	10.9	6.7	3.1	2.3	km



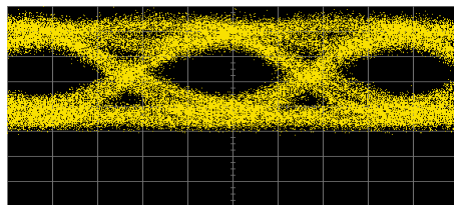
Reach vs line rate (Fabry-Perot laser)



Example laser eye diagrams to make a change from theory!



10 Gbit/s



12.5 Gbit/s

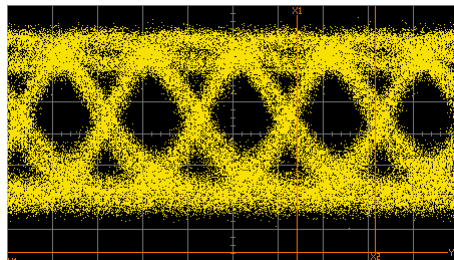
Fabry-Perot laser from our labs



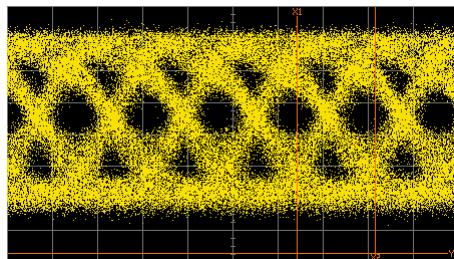
Serial 10 Gbit/s Transceiver Link Performance Analysis

Wednesday, June 02, 1999
15

Even more fun eye diagrams After 6 km fibre



10 Gbit/s



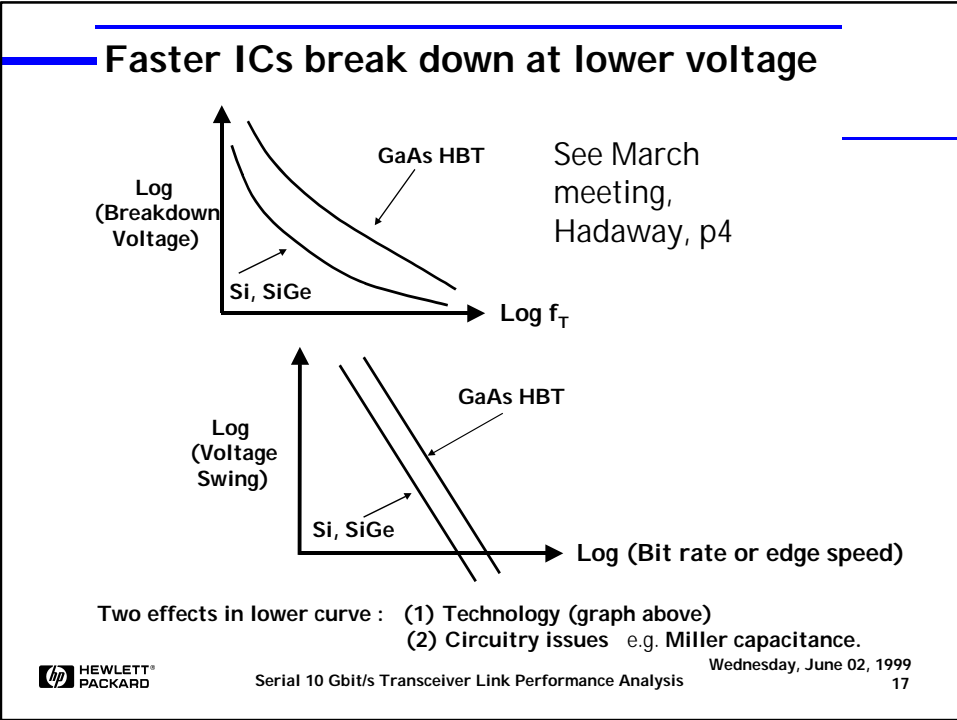
12.5 Gbit/s

Fabry-Perot laser from our labs



Serial 10 Gbit/s Transceiver Link Performance Analysis

Wednesday, June 02, 1999
16



- ## Conclusions
- Task is evidently possible, at some cost.
 OC-192 has been in service since 1995.
- Timing/jitter margins look acceptable
 Directly modulated lasers could be viable
 Bandwidth of the medium (fibre) is an issue
- Can we relax the OC-192 specifications somewhat ?
 - Transmitter speed looks very difficult (1) Driver IC
 (2) Laser
 - Receiver sensitivity may be OK, but may be interference limited.
 - Extending from 10 G to 12.5 G rate has significant specification implications.
- | | | |
|-------------------|--------|------|
| Shortest reach | -----> | F-P |
| Next longer reach | -----> | DFB |
| Longer reach | -----> | WWDM |
- hp** HEWLETT®
 PACKARD
- Serial 10 Gbit/s Transceiver Link Performance Analysis
- Wednesday, June 02, 1999
 18