



# **Analog Pre-emphasis and the Tx Template**

**by  
Clark Foley  
Member of Technical Staff  
High Frequency/Fiber Communication  
Maxim Integrated Products**

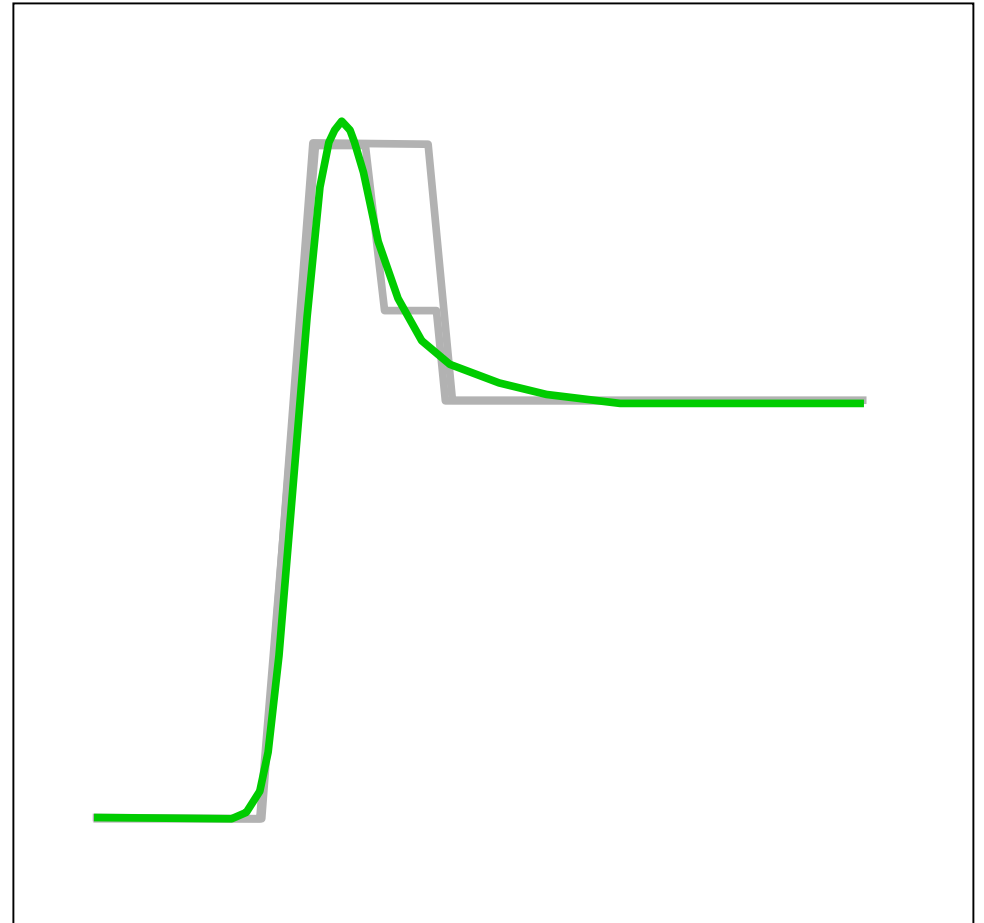
# Analog Pre-Emphasis

## Agenda

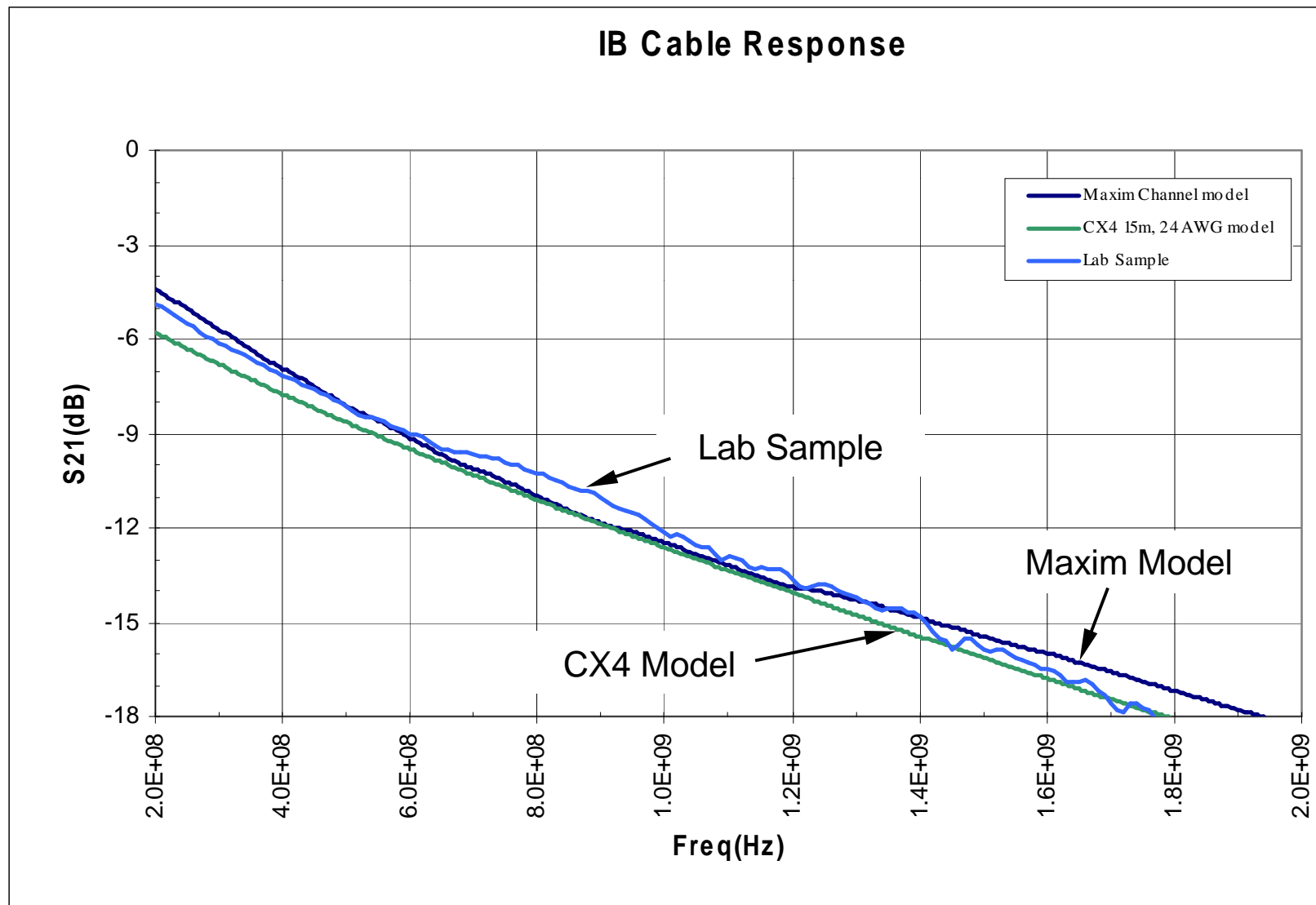

- Types of PE
- Demonstration of Analog filter for PE
- Comparison of Tx output to Tx template
- Recommendation

# Generating Pre-Emphasis

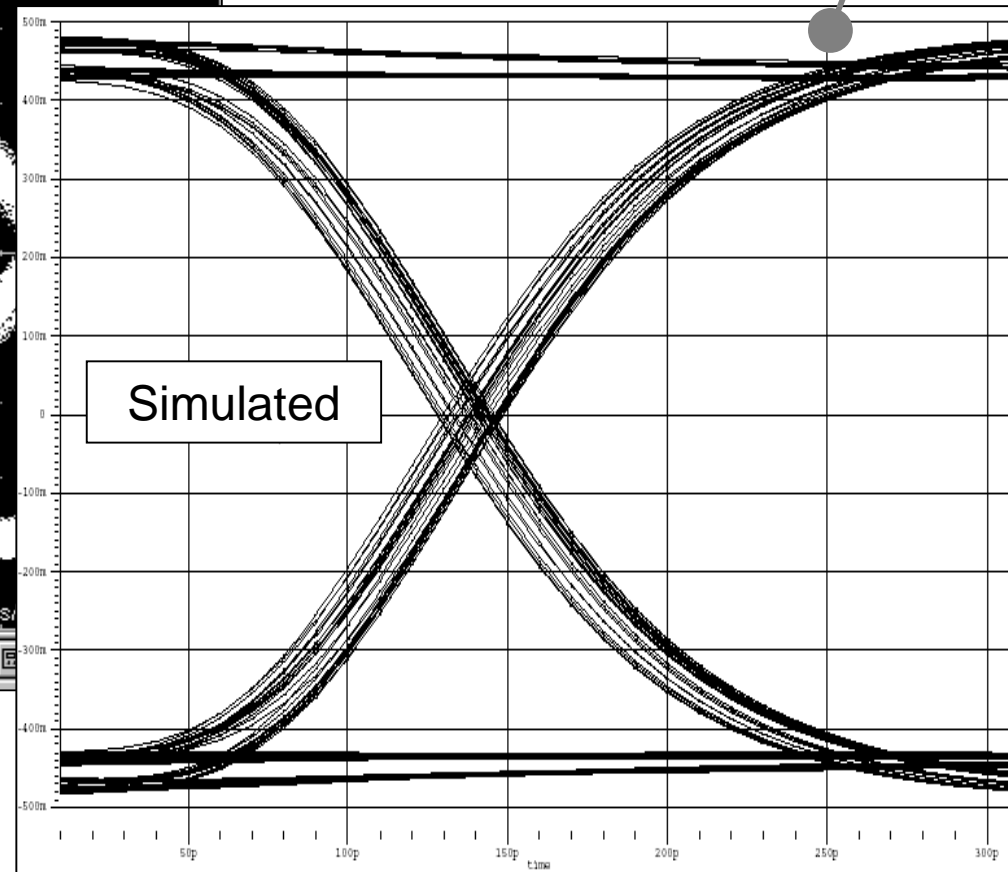
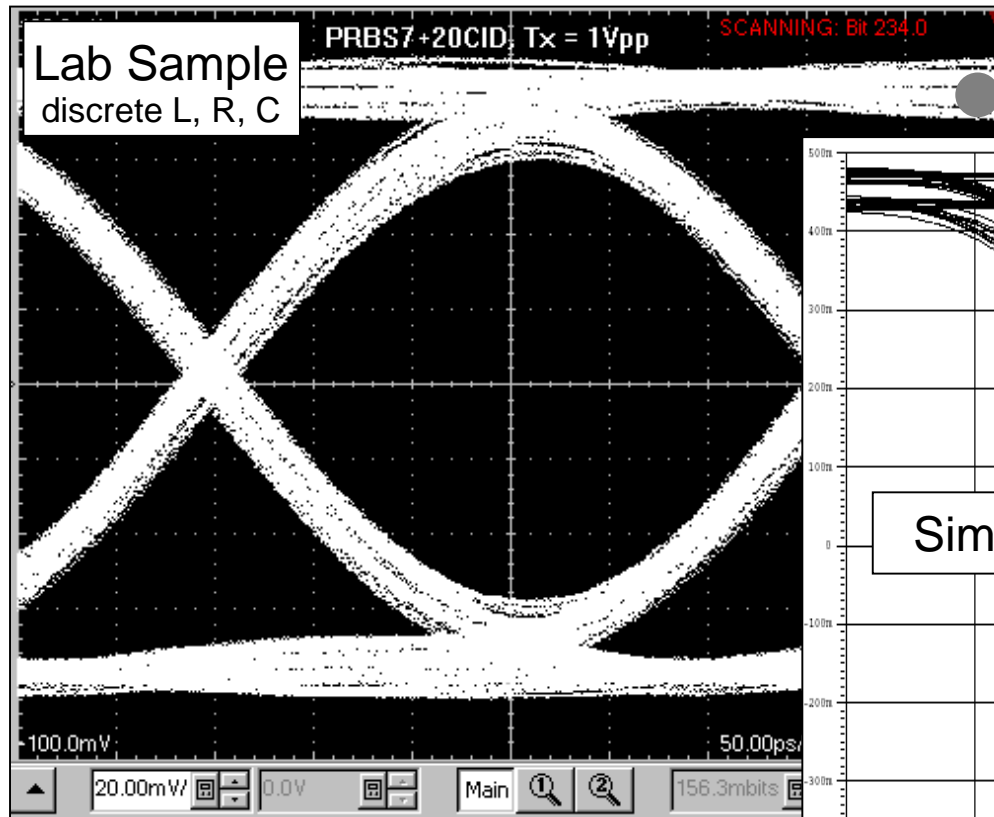
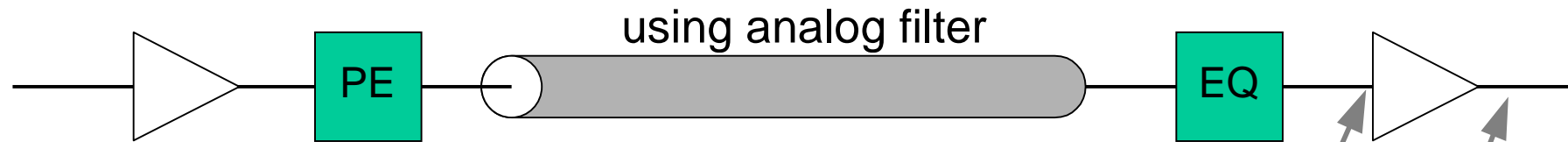
- 1-bit wide FIR
  - easy to implement
  - crude approximation
- Fractional or Sub-bit interval/multi-bit FIR
  - better approximation
  - more complex
- Analog Filter
  - accurate transfer function
  - not an approximation
  - simple



# Modeling the Channel

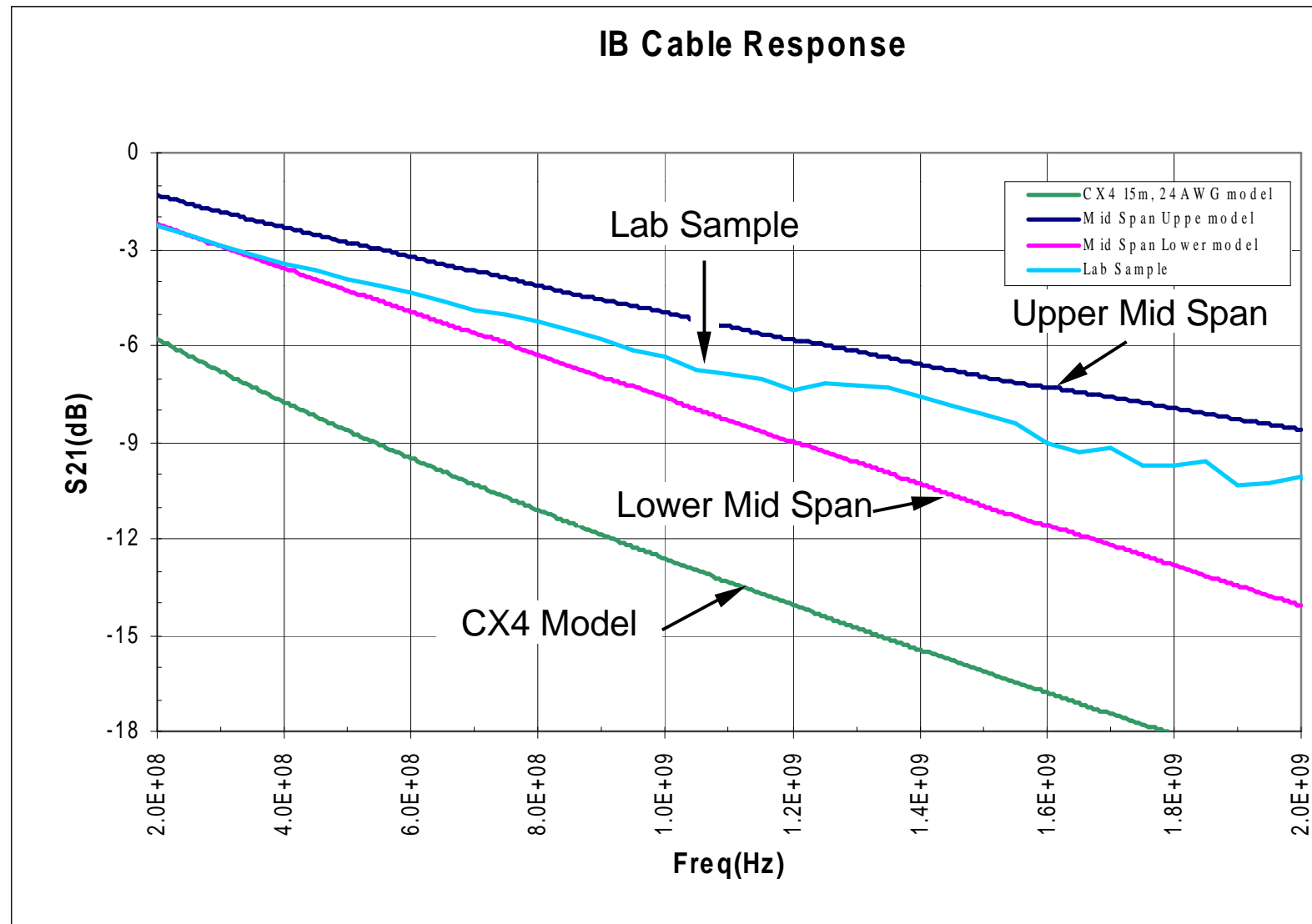


# End-to-End Compensation

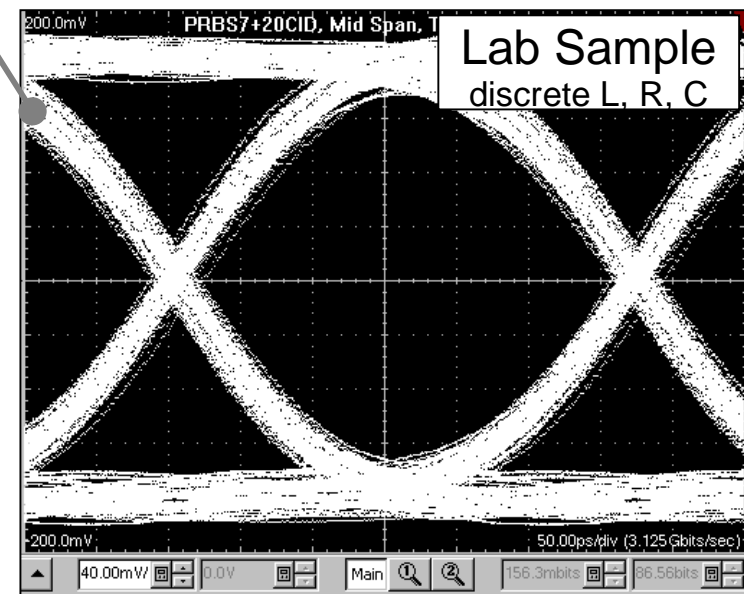
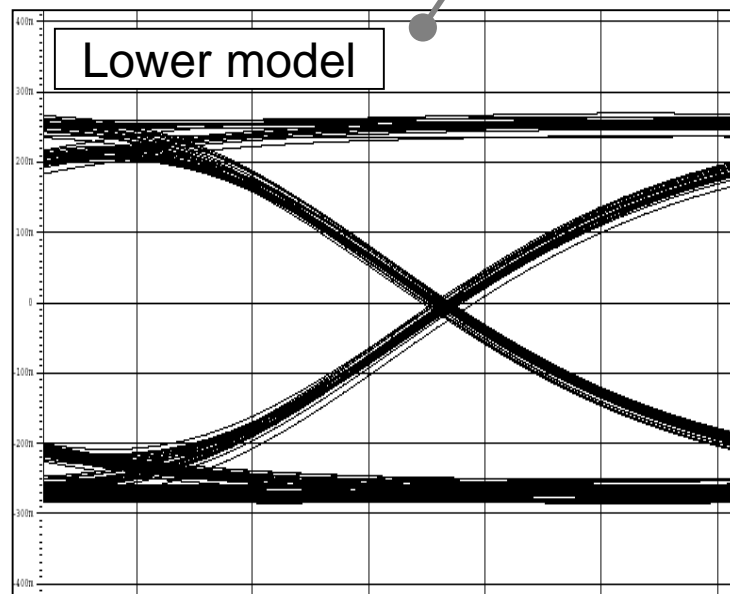
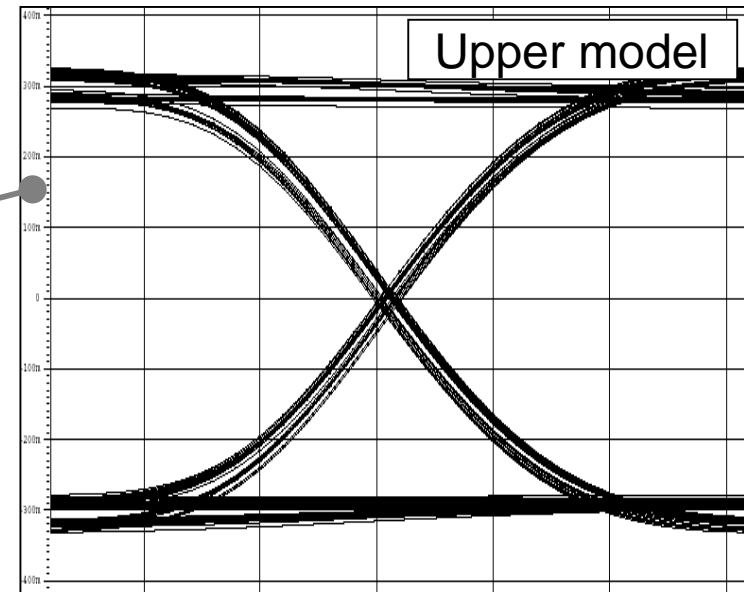
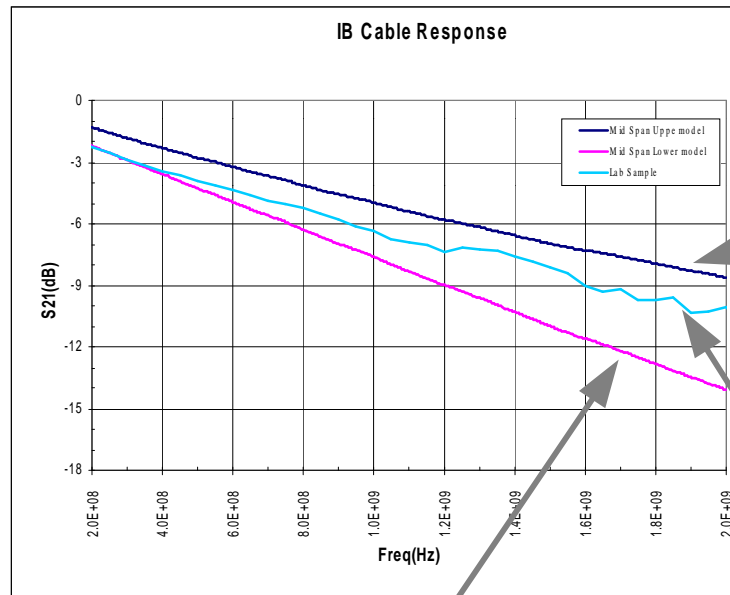
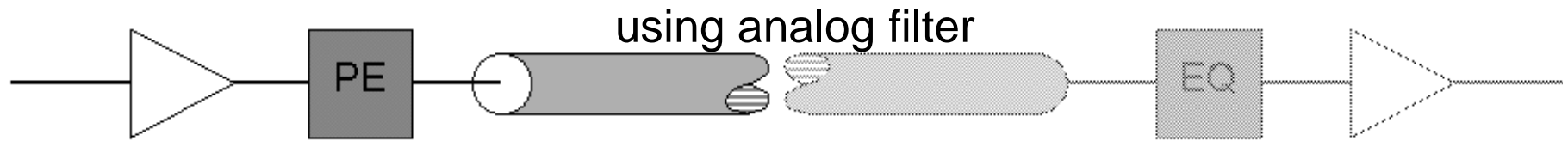


***Fully restored signal without retiming***

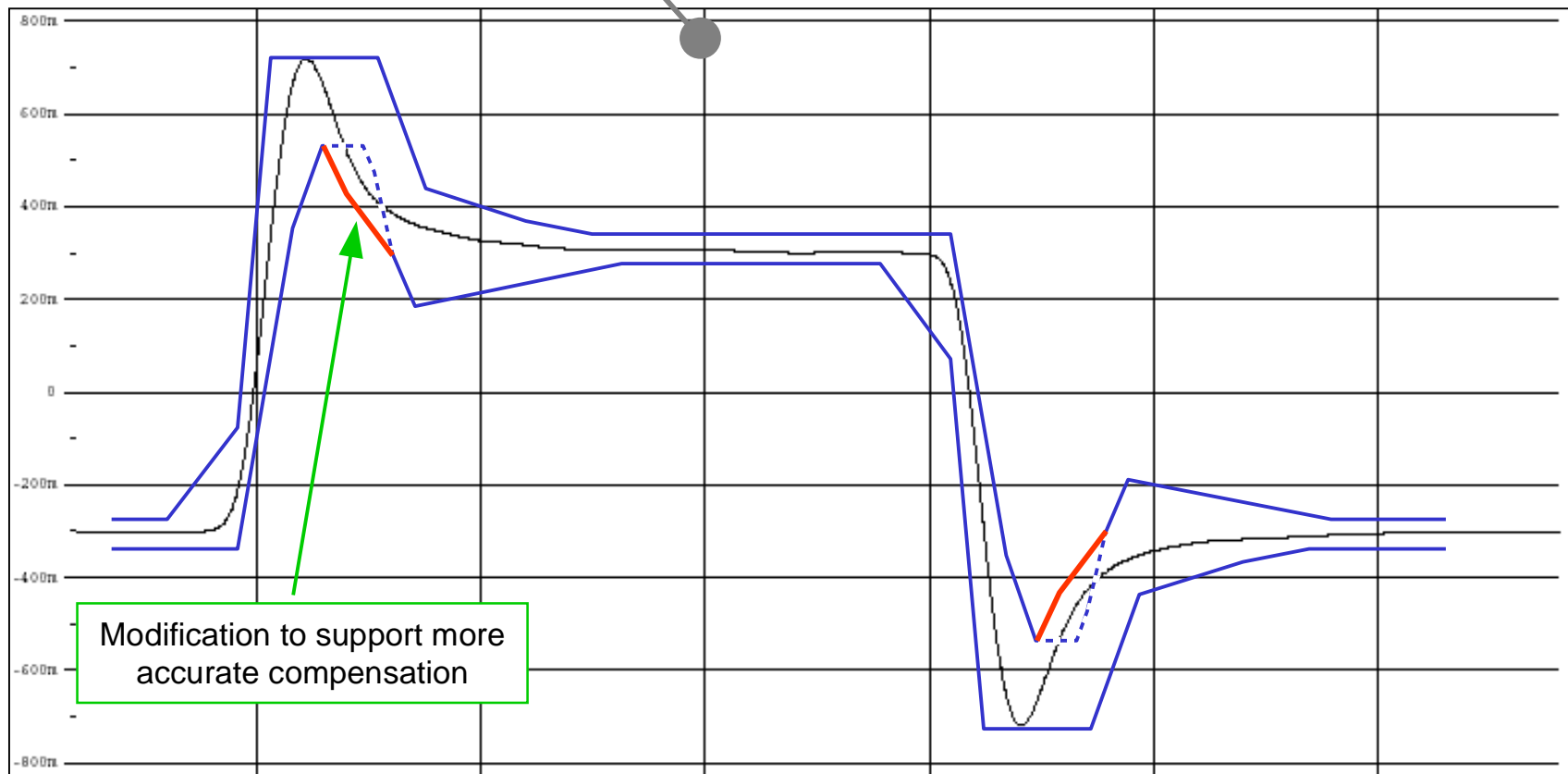
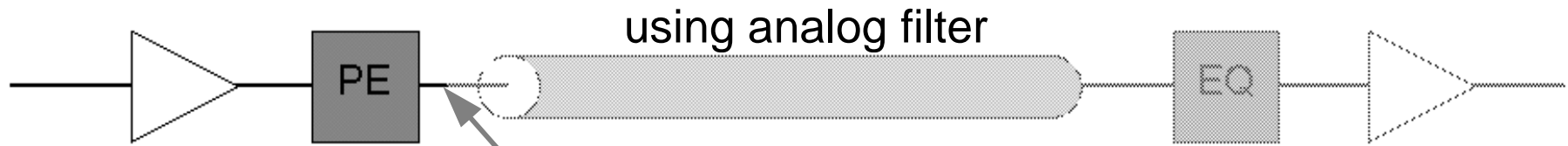
# Mid-Span Compensation



# Mid-Span Compensation



# Transmit Pre-Emphasis





# Tx Template Concerns

Existing Tx Template is crafted for 1-bit wide pre-emphasis and it is implementation specific.

This excludes more accurate solutions:

Fractional delay/sub-bit timing

Analog filter

# Tx Template Modification

## Existing CX4 Tx Template

time(ps)	Upper	time(ps)	Lower
0	-0.4500	0	-0.5500
131	-0.4500	189	-0.5500
283	-0.1250	287	-0.5500
283	-0.1250	319	-0.2660
291	0.0000	349	0.0000
343	0.8500	414	0.5860
363	1.1750	477	0.8700
451	1.1750	509	0.8700
602	1.1750	565	0.8700
629	1.0600	591	0.7760
669	0.8880	611	0.6350
709	0.7150	631	0.4940
709	0.7150	685	0.3060
931	0.6000	989	0.4000
1091	0.5500	1149	0.4500
1789	0.5500	1731	0.4500
1887	0.5500	1883	0.1250
1919	0.2660	1883	0.1250
1949	0.0000	1891	0.0000
2014	-0.5860	1943	-0.8500
2077	-0.8700	1963	-1.1750
2109	-0.8700	2051	-1.1750
2165	-0.8700	2202	-1.1750
2191	-0.7760	2229	-1.0600
2211	-0.6350	2269	-0.8880
2231	-0.4940	2309	-0.7150
2285	-0.3060	2309	-0.7150
2589	-0.4000	2531	-0.6000
2749	-0.4500	2691	-0.5500
3200	-0.4500	3200	-0.5500
3360	-0.4500	3360	-0.5500

## Proposed Modification

time(ps)	Upper	time(ps)	Lower
0	-0.4500	0	-0.5500
131	-0.4500	189	-0.5500
283	-0.1250	287	-0.5500
283	-0.1250	319	-0.2660
291	0.0000	349	0.0000
343	0.8500	414	0.5860
363	1.1750	477	0.8700
451	1.1750	503	0.7700
602	1.1750	530	0.6700
629	1.0600	581	0.5820
669	0.8880	606	0.5380
709	0.7150	631	0.4940
709	0.7150	685	0.3060
931	0.6000	989	0.4000
1091	0.5500	1149	0.4500
1789	0.5500	1731	0.4500
1887	0.5500	1883	0.1250
1919	0.2660	1883	0.1250
1949	0.0000	1891	0.0000
2014	-0.5860	1943	-0.8500
2077	-0.8700	1963	-1.1750
2103	-0.7700	2051	-1.1750
2130	-0.6700	2202	-1.1750
2181	-0.5820	2229	-1.0600
2206	-0.5380	2269	-0.8880
2231	-0.4940	2309	-0.7150
2285	-0.3060	2309	-0.7150
2589	-0.4000	2531	-0.6000
2749	-0.4500	2691	-0.5500
3200	-0.4500	3200	-0.5500
3360	-0.4500	3360	-0.5500

## Conclusion:

An analog filter, or a good approximation, will deliver excellent compensation without retiming.

## Recommendation:

Modify the Tx Template to accommodate analog filters and sub-bit interval/multi-bit FIR.

- Use analog filter as the target transient response for sub-bit interval/multi-bit FIR
- 1-bit FIR will still fit the template